



High Performance Energy Efficient Softcoat LowE DGU for Capral systems





Australian Glass Group is proud to showcase our High Performance Softcoat LowE DGU offerings in WERS linked to Capral suites.

Proudly manufactured, certified, stocked and guaranteed in Australia – NSW, VIC and TAS.

Australian Glass Group provides this document based on accurate information from published WERS performance data at the time of the booklets creation. Data may change over time and updated versions may exist. It is the readers responsibility to confirm accuracy by either clicking into the dynamic links contained within the booklet and compare with live WERS data and/or check directly on www.awawers.net and/or www.agg.com.au for the most current booklet version.

Also known as Sputter Coated LowE, this evolution of technology and innovation sees atomic layers of silver and metal oxides provide superior performance as well as no risk of visible haze that other hardcoat LowE coatings can have.

LowE is low emissivity, meaning low heat transfer through the glass. AGG offers a full range to meet all your performance needs. Partnered with the superior insulation of a Double Glazed Unit (DGU), you will find some of the best performances available:



LowE Prime*

An ideal LowE for warmer climates to minimise Glare and a balance of Solar Control & great Insulation



LowE Plus*

An ideal LowE for colder climates with maximum Visible Light, Passive Heat Gain & excellent Insulation



LowE Max*

Superior performance to maximise both Solar Control and Insulation without compromising Visible Light

AGG also understands the vital importance of certification and compliance of glass products. Our products are manufactured and certified to Australian Standards by an international certification body, Bureau Veritas. Relevant compliance is certified and available on request in key areas including;

AS 2208:1996 – Safety glazing materials in buildings





AS 4666: 2012 – Insulated Glass Units



Contents



CAPRAL Residential - Double Glazed

		Residential Windows	6-8
	CAP-029	Urban™ 580 Sliding Window	6
	CAP-152	Urban™ 582 Fixed Light	7
	CAP-034	Urban™ 582 Awning Window	8
		Residential Doors	9-15
	CAP-127	Urban™ 584 Sliding Door	9
	CAP-037	Urban™ 585 Sliding Door	10
	CAP-501	597 Single Entry Door, Open In, 36mm Panel	11
	CAP-505	597 Single Entry Door, Open In, 46mm Panel	12
	CAP-507	597 Single Entry Door, Open Out, 46mm Panel	13
	CAP-509	597 French Door, Open In, 46mm Panel	14
	CAP-511	597 French Door, Open Out, 46mm Panel	15
		Residential Framing Systems	16-20
	CAP-122	325 Narrowline (Residential)	16
	CAP-041	425 Narrowline (Residential)	17
	CAP-055	419 Flushline – 100mm (Residential)	18
	CAP-148	440TB Futureline (Residential)	19
	CAP-157	419TB Futureline – 100mm (Residential)	20



CAPRAL Architectural - Double Glazed



	Commercial Windows	21-32
CAP-156	35 Awning Window into 300 Narrowline	21
CAP-051	35 Awning Window into 400 Narrowline	22
CAP-145	35 Awning Window into 419 Flushline	23
CAP-061	50 Awning Window into 400 Narrowline	24
CAP-147	50 Awning Window into 419 Flushline	25
CAP-138	Euro Awning Window into 400 Narrowline	26
CAP-136	Euro Awning Window into 419 Flushline	27
CAP-121	Euro T&T Window into 400 Narrowline	28
CAP-119	Euro T&T Window into 100mm 419 Flushline	29
CAP-154	384 Sliding Window	30
CAP-027	480 Sliding Window	31
CAP-065	950 Sliding Window	32



	Commercial Doors	33-38
CAP-515	215 Hinged Door, Open In, 400 Narrowline	33
CAP-513	215 Hinged Door, Open In, 419 Flushline	34
CAP-519	225 Hinged Door, Open In, 400 Narrowline	35
CAP-517	225 Hinged Door, Open In, 419 Flushline	36
CAP-057	900 Sliding Door	37
CAP-043	Artisan Folding Door	38



Futureline Thermally Broken Windows and Doors

39-42



CAP-116	54W Futureline Awning Window into 440TB	39
CAP-150	54W Futureline Awning Window into 419TB	40
CAP-115	46D Hinged Door into 440TB	41
CAP-149	46D Hinged Door into 419TB	42



CAPRAL Architectural - Double Glazed



		Narrowline Framing Systems	43-46
	CAP-123	325 Narrowline	43
	CAP-063	425 Narrowline	44
	CAP-111	450 Narrowline	45
	CAP-076	625 Narrowline	46



		Flushline Framing Systems	47-50
	CAP-059	419 Flushline – 100mm	47
	CAP-073	419 Flushline – 150mm	48
	CAP-114	419 Flushline – 150mm (50mm Pocket)	49
	CAP-142	419 Flushline – 250mm	50



		Futureline Thermally Broken Framing Systems	51-53
	CAP-113	440TB Futureline	51
	CAP-158	419TB Futureline – 100mm	52
	CAP-141	419TB Futureline – 150mm	53



		Curtain Wall	54-56
	CAP-159	CW116 – Double Glazed	54
	CAP-140	CW150 – Double Glazed	55
	CAP-117	CW175 – Double Glazed	56

CAPRAL URBAN™ 580 SLIDING WINDOW

WERS Window ID	Glazing - Short Name	Glazing - Full Description	Total Window Performance			
			U-Value (Uw)	SHGCw	VLT (Tvw)	AI
CAP-029	Urban™ 580 Sliding Window - Double Glazed					
● CAP-029-017	AGG PRIME Clr 4/10/4	AGG Insulglass LowE Prime - 4mm LowE Prime / 10mm argon / 4mm Clear	3.4	0.44	0.52	0.13
● CAP-029-018	AGG PRIME Clr 5/8/5	AGG Insulglass LowE Prime - 5mm LowE Prime / 8mm argon / 5mm Clear	3.6	0.43	0.52	0.13
● CAP-029-019	AGG PRIME Clr 4/8/6	AGG Insulglass LowE Prime - 4mm LowE Prime / 8mm argon / 6mm Clear	3.6	0.44	0.52	0.13
● CAP-029-020	AGG PRIME Gy 4/10/4	AGG Insulglass LowE Prime - 4mm Grey / 10mm argon / 4mm LowE Prime	3.4	0.38	0.33	0.13
● CAP-029-021	AGG PRIME Gy 6/8/4	AGG Insulglass LowE Prime - 6mm Grey / 8mm argon / 4mm LowE Prime	3.6	0.32	0.26	0.13
● CAP-029-022	AGG PRIME Clr lam 4/8/6.38	AGG Insulglass LowE Prime - 4mm LowE Prime / 8mm argon / 6.38mm Clear Laminate	3.5	0.44	0.52	0.13
● CAP-029-023	AGG PRIME WTrans lam 4/8/6.38	AGG Insulglass LowE Prime - 4mm LowE Prime / 8mm argon / 6.38mm WhiteTrans Laminate	3.5	0.42	0.39	0.13
● CAP-029-024	AGG PLUS Clr 4/10/4	AGG Insulglass LowE Plus - 4mm Clear / 10mm argon / 4mm LowE Plus	3.3	0.48	0.61	0.13
● CAP-029-025	AGG PLUS Clr 5/8/5	AGG Insulglass LowE Plus - 5mm Clear / 8mm argon / 5mm LowE Plus	3.4	0.47	0.60	0.13
● CAP-029-026	AGG PLUS Clr 6/8/4	AGG Insulglass LowE Plus - 6mm Clear / 8mm argon / 4mm LowE Plus	3.4	0.46	0.60	0.13
● CAP-029-027	AGG PLUS Gy 4/10/4	AGG Insulglass LowE Plus - 4mm Grey / 10mm argon / 4mm LowE Plus	3.3	0.35	0.38	0.13
● CAP-029-028	AGG PLUS Gy 6/8/4	AGG Insulglass LowE Plus - 6mm Grey / 8mm argon / 4mm LowE Plus	3.4	0.29	0.30	0.13
● CAP-029-029	AGG PLUS Clr lam 6.38/8/4	AGG Insulglass LowE Plus - 6.38mm Clear Laminate / 8mm argon / 4mm LowE Plus	3.4	0.45	0.61	0.13
● CAP-029-030	AGG PLUS WTrans lam 6.38/8/4	AGG Insulglass LowE Plus - 6.38mm WhiteTrans Laminate / 8mm argon / 4mm LowE Plus	3.4	0.37	0.46	0.13
● CAP-029-031	AGG MAX Clr 6/8/4	AGG Insulglass LowE Max - 6mm LowE Max / 8mm argon / 4mm Clear	3.3	0.23	0.49	0.13
● CAP-029-032	AGG MAX Gy 6/8/4	AGG Insulglass LowE Max - 6mm LowE Max / 8mm argon / 4mm Grey	3.3	0.22	0.31	0.13
● CAP-029-033	AGG MAX Clr lam 6/6/6.38	AGG Insulglass LowE Max - 6mm LowE Max / 6mm argon / 6.38mm Clear Laminate	3.6	0.23	0.49	0.13
● CAP-029-034	AGG MAX WTrans lam 6/6/6.38	AGG Insulglass LowE Max - 6mm LowE Max / 6mm argon / 6.38mm WhiteTrans Laminate	3.6	0.22	0.37	0.13

CAPRAL URBAN™ 582 FIXED LIGHT

WERS Window ID	Glazing - Short Name	Glazing - Full Description	Total Window Performance			
			U-Value (Uw)	SHGCw	VLT (Tvw)	AI
CAP-152	Urban™ 582 Fixed Light - Double Glazed					
● CAP-152-010	AGG PRIME Clr 4/12/4	AGG Insulglass LowE Prime - 4mm LowE Prime / 12mm argon / 4mm Clear	2.4	0.51	0.62	0.01
● CAP-152-011	AGG PRIME Clr 5/12/5	AGG Insulglass LowE Prime - 5mm LowE Prime / 12mm argon / 5mm Clear	2.4	0.50	0.61	0.01
● CAP-152-012	AGG PRIME Clr 6/12/6	AGG Insulglass LowE Prime - 6mm LowE Prime / 12mm argon / 6mm Clear	2.4	0.49	0.61	0.01
● CAP-152-013	AGG PRIME Gy 4/12/4	AGG Insulglass LowE Prime - 4mm Grey / 12mm argon / 4mm LowE Prime	2.4	0.44	0.39	0.01
● CAP-152-014	AGG PRIME Gy 6/12/6	AGG Insulglass LowE Prime - 6mm Grey / 12mm argon / 6mm LowE Prime	2.4	0.37	0.30	0.01
● CAP-152-015	AGG PRIME Clr lam 4/12/6.38	AGG Insulglass LowE Prime - 4mm LowE Prime / 12mm argon / 6.38mm Clear Laminate	2.3	0.51	0.62	0.01
● CAP-152-016	AGG PRIME Clr lam 6/12/6.38	AGG Insulglass LowE Prime - 6mm LowE Prime / 12mm argon / 6.38mm Clear Laminate	2.3	0.49	0.61	0.01
● CAP-152-017	AGG PRIME WTrans lam 4/12/6.38	AGG Insulglass LowE Prime - 4mm LowE Prime / 12mm argon / 6.38mm WhiteTrans Laminate	2.3	0.49	0.47	0.01
● CAP-152-018	AGG PRIME WTrans lam 6/12/6.38	AGG Insulglass LowE Prime - 6mm LowE Prime / 12mm argon / 6.38mm WhiteTrans Laminate	2.3	0.47	0.47	0.01
● CAP-152-019	AGG PLUS Clr 4/12/4	AGG Insulglass LowE Plus - 4mm Clear / 12mm argon / 4mm LowE Plus	2.1	0.55	0.73	0.01
● CAP-152-020	AGG PLUS Clr 5/12/5	AGG Insulglass LowE Plus - 5mm Clear / 12mm argon / 5mm LowE Plus	2.1	0.55	0.72	0.01
● CAP-152-021	AGG PLUS Clr 6/12/6	AGG Insulglass LowE Plus - 6mm Clear / 12mm argon / 6mm LowE Plus	2.1	0.54	0.71	0.01
● CAP-152-022	AGG PLUS Gy 4/12/4	AGG Insulglass LowE Plus - 4mm Grey / 12mm argon / 4mm LowE Plus	2.1	0.40	0.45	0.01
● CAP-152-023	AGG PLUS Gy 6/12/6	AGG Insulglass LowE Plus - 6mm Grey / 12mm argon / 6mm LowE Plus	2.1	0.33	0.35	0.01
● CAP-152-024	AGG PLUS Clr lam 6.38/12/4	AGG Insulglass LowE Plus - 6.38mm Clear Laminate / 12mm argon / 4mm LowE Plus	2.1	0.52	0.72	0.01
● CAP-152-025	AGG PLUS Clr lam 6.38/12/6	AGG Insulglass LowE Plus - 6.38mm Clear Laminate / 12mm argon / 6mm LowE Plus	2.1	0.52	0.71	0.01
● CAP-152-026	AGG PLUS WTrans lam 6.38/12/4	AGG Insulglass LowE Plus - 6.38mm WhiteTrans Laminate / 12mm argon / 4mm LowE Plus	2.1	0.42	0.55	0.01
● CAP-152-027	AGG PLUS WTrans lam 6.38/12/6	AGG Insulglass LowE Plus - 6.38mm White Trans Laminate / 12mm argon / 6mm LowE Plus	2.1	0.42	0.54	0.01
● CAP-152-028	AGG MAX Clr 6/12/6	AGG Insulglass LowE Max - 6mm LowE Max / 12mm argon / 6mm Clear	2.1	0.26	0.58	0.01
● CAP-152-029	AGG MAX LI 6/12/6	AGG Insulglass LowE Max - 6mm LowE Max / 12mm argon / 6mm Low Iron	2.1	0.26	0.60	0.01
● CAP-152-030	AGG MAX Gy 6/12/6	AGG Insulglass LowE Max - 6mm Grey / 12mm argon / 6mm LowE Max	2.1	0.22	0.29	0.01
● CAP-152-031	AGG MAX Clr lam 6/12/6.38	AGG Insulglass LowE Max - 6mm LowE Max / 12mm argon / 6.38mm Clear Laminate	2.1	0.26	0.58	0.01
● CAP-152-032	AGG MAX WTrans lam 6/12/6.38	AGG Insulglass LowE Max - 6mm LowE Max / 12mm argon / 6.38mm WhiteTrans Laminate	2.1	0.25	0.44	0.01

CAPRAL URBAN™ 582 AWNING WINDOW

WERS Window ID	Glazing - Short Name	Glazing - Full Description	Total Window Performance			
			U-Value (Uw)	SHGCw	VLT (Tvw)	AI
CAP-034	Urban™ 582 Awning Window - Double Glazed					
● CAP-034-020	AGG PRIME Clr 4/10/4	AGG Insulglass LowE Prime - 4mm LowE Prime / 10mm argon / 4mm Clear	3.4	0.44	0.51	0.08
● CAP-034-021	AGG PRIME Clr 5/8/5	AGG Insulglass LowE Prime - 5mm LowE Prime / 8mm argon / 5mm Clear	3.5	0.43	0.50	0.08
● CAP-034-022	AGG PRIME Clr 4/8/6	AGG Insulglass LowE Prime - 4mm LowE Prime / 8mm argon / 6mm Clear	3.5	0.44	0.50	0.08
● CAP-034-023	AGG PRIME Gy 4/10/4	AGG Insulglass LowE Prime - 4mm Grey / 10mm argon / 4mm LowE Prime	3.4	0.38	0.32	0.08
● CAP-034-024	AGG PRIME Gy 6/8/4	AGG Insulglass LowE Prime - 6mm Grey / 8mm argon / 4mm LowE Prime	3.5	0.33	0.25	0.08
● CAP-034-025	AGG PRIME Clr lam 4/8/6.38	AGG Insulglass LowE Prime - 4mm LowE Prime / 8mm argon / 6.38mm Clear Laminate	3.5	0.43	0.51	0.08
● CAP-034-026	AGG PRIME WTrans lam 4/8/6.38	AGG Insulglass LowE Prime - 4mm LowE Prime / 8mm argon / 6.38mm WhiteTrans Laminate	3.5	0.42	0.38	0.08
● CAP-034-027	AGG PLUS Clr 4/10/4	AGG Insulglass LowE Plus - 4mm Clear / 10mm argon / 4mm LowE Plus	3.2	0.47	0.59	0.08
● CAP-034-028	AGG PLUS Clr 5/8/5	AGG Insulglass LowE Plus - 5mm Clear / 8mm argon / 5mm LowE Plus	3.4	0.46	0.59	0.08
● CAP-034-029	AGG PLUS Clr 6/8/4	AGG Insulglass LowE Plus - 6mm Clear / 8mm argon / 4mm LowE Plus	3.4	0.46	0.59	0.08
● CAP-034-030	AGG PLUS Gy 4/10/4	AGG Insulglass LowE Plus - 4mm Grey / 10mm argon / 4mm LowE Plus	3.2	0.35	0.37	0.08
● CAP-034-031	AGG PLUS Gy 6/8/4	AGG Insulglass LowE Plus - 6mm Grey / 8mm argon / 4mm LowE Plus	3.4	0.30	0.29	0.08
● CAP-034-032	AGG PLUS Clr lam 6.38/8/4	AGG Insulglass LowE Plus - 6.38mm Clear Laminate / 8mm argon / 4mm LowE Plus	3.3	0.45	0.59	0.08
● CAP-034-033	AGG PLUS WTrans lam 6.38/8/4	AGG Insulglass LowE Plus - 6.38mm WhiteTrans Laminate / 8mm argon / 4mm LowE Plus	3.3	0.37	0.45	0.08
● CAP-034-034	AGG MAX Clr 6/8/4	AGG Insulglass LowE Max - 6mm LowE Max / 8mm argon / 4mm Clear	3.3	0.23	0.48	0.08
● CAP-034-035	AGG MAX Gy 6/8/4	AGG Insulglass LowE Max - 6mm LowE Max / 8mm argon / 4mm Grey	3.3	0.22	0.30	0.08
● CAP-034-036	AGG MAX Clr lam 6/6/6.38	AGG Insulglass LowE Max - 6mm LowE Max / 6mm argon / 6.38mm Clear Laminate	3.5	0.23	0.48	0.08
● CAP-034-037	AGG MAX WTrans lam 6/6/6.38	AGG Insulglass LowE Max - 6mm LowE Max / 6mm argon / 6.38mm WhiteTrans Laminate	3.5	0.22	0.36	0.08

CAPRAL URBAN™ 584 SLIDING DOOR

WERS Window ID	Glazing - Short Name	Glazing - Full Description	Total Window Performance			
			U-Value (Uw)	SHGCw	VLT (Tvw)	AI
CAP-127	Urban™ 584 Sliding Door - Double Glazed					
● CAP-127-018	AGG PRIME Clr 4/10/4	AGG Insulglass LowE Prime - 4mm LowE Prime / 10mm argon / 4mm Clear	2.9	0.47	0.57	0.23
● CAP-127-019	AGG PRIME Clr 5/8/5	AGG Insulglass LowE Prime - 5mm LowE Prime / 8mm argon / 5mm Clear	3.0	0.47	0.56	0.23
● CAP-127-020	AGG PRIME Clr 4/8/6	AGG Insulglass LowE Prime - 4mm LowE Prime / 8mm argon / 6mm Clear	3.0	0.47	0.56	0.23
● CAP-127-021	AGG PRIME Gy 4/10/4	AGG Insulglass LowE Prime - 4mm Grey / 10mm argon / 4mm LowE Prime	2.9	0.41	0.35	0.23
● CAP-127-022	AGG PRIME Gy 6/8/4	AGG Insulglass LowE Prime - 6mm Grey / 8mm argon / 4mm LowE Prime	3.0	0.34	0.28	0.23
● CAP-127-023	AGG PRIME Clr lam 4/8/6.38	AGG Insulglass LowE Prime - 4mm LowE Prime / 8mm argon / 6.38mm Clear Laminate	3.0	0.47	0.56	0.23
● CAP-127-024	AGG PRIME WTrans lam 4/8/6.38	AGG Insulglass LowE Prime - 4mm LowE Prime / 8mm argon / 6.38mm WhiteTrans Laminate	3.0	0.45	0.43	0.23
● CAP-127-025	AGG PLUS Clr 4/10/4	AGG Insulglass LowE Plus - 4mm Clear / 10mm argon / 4mm LowE Plus	2.7	0.51	0.66	0.23
● CAP-127-026	AGG PLUS Clr 5/8/5	AGG Insulglass LowE Plus - 5mm Clear / 8mm argon / 5mm LowE Plus	2.8	0.50	0.66	0.23
● CAP-127-027	AGG PLUS Clr 6/8/4	AGG Insulglass LowE Plus - 6mm Clear / 8mm argon / 4mm LowE Plus	2.8	0.50	0.66	0.23
● CAP-127-028	AGG PLUS Gy 4/10/4	AGG Insulglass LowE Plus - 4mm Grey / 10mm argon / 4mm LowE Plus	2.7	0.37	0.41	0.23
● CAP-127-029	AGG PLUS Gy 6/8/4	AGG Insulglass LowE Plus - 6mm Grey / 8mm argon / 4mm LowE Plus	2.8	0.31	0.33	0.23
● CAP-127-030	AGG PLUS Clr lam 6.38/8/4	AGG Insulglass LowE Plus - 6.38mm Clear Laminate / 8mm argon / 4mm LowE Plus	2.8	0.48	0.66	0.23
● CAP-127-031	AGG PLUS WTrans lam 6.38/8/4	AGG Insulglass LowE Plus - 6.38mm WhiteTrans Laminate / 8mm argon / 4mm LowE Plus	2.8	0.39	0.50	0.23
● CAP-127-032	AGG MAX Clr 6/8/4	AGG Insulglass LowE Max - 6mm LowE Max / 8mm argon / 4mm Clear	2.8	0.24	0.54	0.23
● CAP-127-033	AGG MAX Gy 6/8/4	AGG Insulglass LowE Max - 6mm LowE Max / 8mm argon / 4mm Grey	2.8	0.23	0.34	0.23
● CAP-127-034	AGG MAX Clr lam 6/6/6.38	AGG Insulglass LowE Max - 6mm LowE Max / 6mm argon / 6.38mm Clear Laminate	3.0	0.24	0.53	0.23
● CAP-127-035	AGG MAX WTrans lam 6/6/6.38	AGG Insulglass LowE Max - 6mm LowE Max / 6mm argon / 6.38mm WhiteTrans Laminate	3.0	0.23	0.41	0.23

CAPRAL URBAN™ 585 SLIDING DOOR

WERS Window ID	Glazing - Short Name	Glazing - Full Description	Total Window Performance			
			U-Value (Uw)	SHGCw	VLT (Tvw)	AI
CAP-037	Urban™ 585 Sliding Door - Double Glazed					
● CAP-037-013	AGG PRIME Clr 4/10/4	AGG Insulglass LowE Prime - 4mm LowE Prime / 10mm argon / 4mm Clear	3.3	0.46	0.55	0.28
● CAP-037-014	AGG PRIME Clr 5/8/5	AGG Insulglass LowE Prime - 5mm LowE Prime / 8mm argon / 5mm Clear	3.4	0.46	0.55	0.28
● CAP-037-015	AGG PRIME Clr 4/8/6	AGG Insulglass LowE Prime - 4mm LowE Prime / 8mm argon / 6mm Clear	3.4	0.46	0.55	0.28
● CAP-037-016	AGG PRIME Gy 4/10/4	AGG Insulglass LowE Prime - 4mm Grey / 10mm argon / 4mm LowE Prime	3.3	0.40	0.35	0.28
● CAP-037-017	AGG PRIME Gy 6/8/4	AGG Insulglass LowE Prime - 6mm Grey / 8mm argon / 4mm LowE Prime	3.4	0.34	0.27	0.28
● CAP-037-018	AGG PRIME Clr lam 4/8/6.38	AGG Insulglass LowE Prime - 4mm LowE Prime / 8mm argon / 6.38mm Clear Laminate	3.4	0.46	0.55	0.28
● CAP-037-019	AGG PRIME WTrans lam 4/8/6.38	AGG Insulglass LowE Prime - 4mm LowE Prime / 8mm argon / 6.38mm WhiteTrans Laminate	3.4	0.44	0.42	0.28
● CAP-037-020	AGG PLUS Clr 4/10/4	AGG Insulglass LowE Plus - 4mm Clear / 10mm argon / 4mm LowE Plus	3.1	0.50	0.65	0.28
● CAP-037-021	AGG PLUS Clr 5/8/5	AGG Insulglass LowE Plus - 5mm Clear / 8mm argon / 5mm LowE Plus	3.2	0.49	0.64	0.28
● CAP-037-022	AGG PLUS Clr 6/8/4	AGG Insulglass LowE Plus - 6mm Clear / 8mm argon / 4mm LowE Plus	3.2	0.49	0.64	0.28
● CAP-037-023	AGG PLUS Gy 4/10/4	AGG Insulglass LowE Plus - 4mm Grey / 10mm argon / 4mm LowE Plus	3.1	0.36	0.41	0.28
● CAP-037-024	AGG PLUS Gy 6/8/4	AGG Insulglass LowE Plus - 6mm Grey / 8mm argon / 4mm LowE Plus	3.2	0.31	0.32	0.28
● CAP-037-025	AGG PLUS Clr lam 6.38/8/4	AGG Insulglass LowE Plus - 6.38mm Clear Laminate / 8mm argon / 4mm LowE Plus	3.2	0.47	0.64	0.28
● CAP-037-026	AGG PLUS WTrans lam 6.38/8/4	AGG Insulglass LowE Plus - 6.38mm WhiteTrans Laminate / 8mm argon / 4mm LowE Plus	3.2	0.39	0.49	0.28
● CAP-037-027	AGG MAX Clr 6/8/4	AGG Insulglass LowE Max - 6mm LowE Max / 8mm argon / 4mm Clear	3.2	0.24	0.52	0.28
● CAP-037-028	AGG MAX Gy 6/8/4	AGG Insulglass LowE Max - 6mm LowE Max / 8mm argon / 4mm Grey	3.2	0.23	0.33	0.28
● CAP-037-029	AGG MAX Clr lam 6/6/6.38	AGG Insulglass LowE Max - 6mm LowE Max / 6mm argon / 6.38mm Clear Laminate	3.4	0.24	0.52	0.28
● CAP-037-030	AGG MAX WTrans lam 6/6/6.38	AGG Insulglass LowE Max - 6mm LowE Max / 6mm argon / 6.38mm WhiteTrans Laminate	3.4	0.23	0.40	0.28

CAPRAL 597 SINGLE ENTRY DOOR, OPEN IN, 36mm PANEL

WERS Window ID	Glazing - Short Name	Glazing - Full Description	Total Window Performance			
			U-Value (Uw)	SHGCw	VLT (Tvw)	AI
CAP-501	597 Single Entry Door, Open In, 36mm Panel - Double Glazed					
● CAP-501-011	AGG PRIME Clr 4/10/4	AGG Insulglass LowE Prime - 4mm LowE Prime / 10mm argon / 4mm Clear	3.3	0.39	0.46	0.95
● CAP-501-012	AGG PRIME Clr 5/8/5	AGG Insulglass LowE Prime - 5mm LowE Prime / 8mm argon / 5mm Clear	3.4	0.38	0.45	0.95
● CAP-501-013	AGG PRIME Clr 4/8/6	AGG Insulglass LowE Prime - 4mm LowE Prime / 8mm argon / 6mm Clear	3.4	0.39	0.45	0.95
● CAP-501-014	AGG PRIME Gy 4/10/4	AGG Insulglass LowE Prime - 4mm Grey / 10mm argon / 4mm LowE Prime	3.3	0.34	0.29	0.95
● CAP-501-015	AGG PRIME Gy 6/8/4	AGG Insulglass LowE Prime - 6mm Grey / 8mm argon / 4mm LowE Prime	3.4	0.29	0.23	0.95
● CAP-501-016	AGG PRIME Clr lam 4/8/6.38	AGG Insulglass LowE Prime - 4mm LowE Prime / 8mm argon / 6.38mm Clear Laminate	3.4	0.38	0.45	0.95
● CAP-501-017	AGG PRIME WTrans lam 4/8/6.38	AGG Insulglass LowE Prime - 4mm LowE Prime / 8mm argon / 6.38mm WhiteTrans Laminate	3.4	0.37	0.35	0.95
● CAP-501-018	AGG PLUS Clr 4/10/4	AGG Insulglass LowE Plus - 4mm Clear / 10mm argon / 4mm LowE Plus	3.2	0.42	0.53	0.95
● CAP-501-019	AGG PLUS Clr 5/8/5	AGG Insulglass LowE Plus - 5mm Clear / 8mm argon / 5mm LowE Plus	3.3	0.41	0.53	0.95
● CAP-501-020	AGG PLUS Clr 6/8/4	AGG Insulglass LowE Plus - 6mm Clear / 8mm argon / 4mm LowE Plus	3.3	0.41	0.53	0.95
● CAP-501-021	AGG PLUS Gy 4/10/4	AGG Insulglass LowE Plus - 4mm Grey / 10mm argon / 4mm LowE Plus	3.2	0.30	0.33	0.95
● CAP-501-022	AGG PLUS Gy 6/8/4	AGG Insulglass LowE Plus - 6mm Grey / 8mm argon / 4mm LowE Plus	3.3	0.26	0.26	0.95
● CAP-501-023	AGG PLUS Clr lam 6.38/8/4	AGG Insulglass LowE Plus - 6.38mm Clear Laminate / 8mm argon / 4mm LowE Plus	3.3	0.40	0.53	0.95
● CAP-501-024	AGG PLUS WTrans lam 6.38/8/4	AGG Insulglass LowE Plus - 6.38mm WhiteTrans Laminate / 8mm argon / 4mm LowE Plus	3.3	0.32	0.41	0.95
● CAP-501-025	AGG MAX Clr 6/8/4	AGG Insulglass LowE Max - 6mm LowE Max / 8mm argon / 4mm Clear	3.2	0.20	0.43	0.95
● CAP-501-026	AGG MAX Gy 6/8/4	AGG Insulglass LowE Max - 6mm LowE Max / 8mm argon / 4mm Grey	3.2	0.19	0.27	0.95
● CAP-501-027	AGG MAX Clr lam 6/6/6.38	AGG Insulglass LowE Max - 6mm LowE Max / 6mm argon / 6.38mm Clear Laminate	3.4	0.20	0.43	0.95
● CAP-501-028	AGG MAX WTrans lam 6/6/6.38	AGG Insulglass LowE Max - 6mm LowE Max / 6mm argon / 6.38mm WhiteTrans Laminate	3.4	0.19	0.33	0.95

CAPRAL 597 SINGLE ENTRY DOOR, OPEN IN, 46mm PANEL

WERS Window ID	Glazing - Short Name	Glazing - Full Description	Total Window Performance			
			U-Value (Uw)	SHGCw	VLT (Tvw)	AI
CAP-505	597 Single Entry Door, Open In, 46mm Panel - Double Glazed					
● CAP-505-027	AGG PRIME Clr 4/12/4	AGG Insulglass LowE Prime - 4mm LowE Prime / 12mm argon / 4mm Clear	3.3	0.39	0.46	1.21
● CAP-505-028	AGG PRIME Clr 5/12/5	AGG Insulglass LowE Prime - 5mm LowE Prime / 12mm argon / 5mm Clear	3.3	0.38	0.46	1.21
● CAP-505-029	AGG PRIME Clr 6/12/6	AGG Insulglass LowE Prime - 6mm LowE Prime / 12mm argon / 6mm Clear	3.3	0.38	0.45	1.21
● CAP-505-030	AGG PRIME Clr 8/12/8	AGG Insulglass LowE Prime - 8mm LowE Prime / 12mm argon / 8mm Clear	3.3	0.37	0.44	1.21
● CAP-505-031	AGG PRIME Gy 4/12/4	AGG Insulglass LowE Prime - 4mm Grey / 12mm argon / 4mm LowE Prime	3.3	0.34	0.29	1.21
● CAP-505-032	AGG PRIME Gy 6/12/6	AGG Insulglass LowE Prime - 6mm Grey / 12mm argon / 6mm LowE Prime	3.3	0.28	0.22	1.21
● CAP-505-033	AGG PRIME Clr lam 4/12/6.38	AGG Insulglass LowE Prime - 4mm LowE Prime / 12mm argon / 6.38mm Clear Laminate	3.3	0.38	0.46	1.21
● CAP-505-034	AGG PRIME Clr lam 6/12/6.38	AGG Insulglass LowE Prime - 6mm LowE Prime / 12mm argon / 6.38mm Clear Laminate	3.3	0.37	0.45	1.21
● CAP-505-035	AGG PRIME WTrans lam 4/12/6.38	AGG Insulglass LowE Prime - 4mm LowE Prime / 12mm argon / 6.38mm WhiteTrans Laminate	3.3	0.37	0.35	1.21
● CAP-505-036	AGG PRIME WTrans lam 6/12/6.38	AGG Insulglass LowE Prime - 6mm LowE Prime / 12mm argon / 6.38mm WhiteTrans Laminate	3.3	0.36	0.35	1.21
● CAP-505-037	AGG PLUS Clr 4/12/4	AGG Insulglass LowE Plus - 4mm Clear / 12mm argon / 4mm LowE Plus	3.1	0.42	0.54	1.21
● CAP-505-038	AGG PLUS Clr 5/12/5	AGG Insulglass LowE Plus - 5mm Clear / 12mm argon / 5mm LowE Plus	3.1	0.41	0.53	1.21
● CAP-505-039	AGG PLUS Clr 6/12/6	AGG Insulglass LowE Plus - 6mm Clear / 12mm argon / 6mm LowE Plus	3.1	0.41	0.53	1.21
● CAP-505-040	AGG PLUS Clr 8/12/8	AGG Insulglass LowE Plus - 8mm Clear / 12mm argon / 8mm LowE Plus	3.1	0.40	0.52	1.21
● CAP-505-041	AGG PLUS Gy 4/12/4	AGG Insulglass LowE Plus - 4mm Grey / 12mm argon / 4mm LowE Plus	3.1	0.30	0.34	1.21
● CAP-505-042	AGG PLUS Gy 6/12/6	AGG Insulglass LowE Plus - 6mm Grey / 12mm argon / 6mm LowE Plus	3.1	0.25	0.26	1.21
● CAP-505-043	AGG PLUS Clr lam 6.38/12/4	AGG Insulglass LowE Plus - 6.38mm Clear Laminate / 12mm argon / 4mm LowE Plus	3.1	0.40	0.54	1.21
● CAP-505-044	AGG PLUS Clr lam 6.38/12/6	AGG Insulglass LowE Plus - 6.38mm Clear Laminate / 12mm argon / 6mm LowE Plus	3.1	0.40	0.53	1.21
● CAP-505-045	AGG PLUS WTrans lam 6.38/12/4	AGG Insulglass LowE Plus - 6.38mm WhiteTrans Laminate / 12mm argon / 4mm LowE Plus	3.1	0.32	0.41	1.21
● CAP-505-046	AGG PLUS WTrans lam 6.38/12/6	AGG Insulglass LowE Plus - 6.38mm White Trans Laminate / 12mm argon / 6mm LowE Plus	3.1	0.32	0.40	1.21
● CAP-505-047	AGG MAX Clr 6/12/6	AGG Insulglass LowE Max - 6mm LowE Max / 12mm argon / 6mm Clear	3.1	0.20	0.43	1.21
● CAP-505-048	AGG MAX LI 6/12/6	AGG Insulglass LowE Max - 6mm LowE Max / 12mm argon / 6mm Low Iron	3.1	0.20	0.44	1.21
● CAP-505-049	AGG MAX Gy 6/12/6	AGG Insulglass LowE Max - 6mm Grey / 12mm argon / 6mm LowE Max	3.1	0.17	0.21	1.21
● CAP-505-050	AGG MAX Clr lam 6/12/6.38	AGG Insulglass LowE Max - 6mm LowE Max / 12mm argon / 6.38mm Clear Laminate	3.1	0.20	0.43	1.21
● CAP-505-051	AGG MAX WTrans lam 6/12/6.38	AGG Insulglass LowE Max - 6mm LowE Max / 12mm argon / 6.38mm WhiteTrans Laminate	3.1	0.19	0.33	1.21

CAPRAL 597 SINGLE ENTRY DOOR, OPEN OUT, 46mm PANEL

WERS Window ID	Glazing - Short Name	Glazing - Full Description	Total Window Performance			
			U-Value (Uw)	SHGCw	VLT (Tvw)	AI
CAP-507	597 Single Entry Door, Open Out, 46mm Panel - Double Glazed					
● CAP-507-015	AGG PRIME Clr 4/12/4	AGG Insulglass LowE Prime - 4mm LowE Prime / 12mm argon / 4mm Clear	3.7	0.41	0.46	0.01
● CAP-507-016	AGG PRIME Clr 5/12/5	AGG Insulglass LowE Prime - 5mm LowE Prime / 12mm argon / 5mm Clear	3.7	0.40	0.46	0.01
● CAP-507-017	AGG PRIME Clr 6/12/6	AGG Insulglass LowE Prime - 6mm LowE Prime / 12mm argon / 6mm Clear	3.6	0.39	0.46	0.01
● CAP-507-018	AGG PRIME Clr 8/12/8	AGG Insulglass LowE Prime - 8mm LowE Prime / 12mm argon / 8mm Clear	3.6	0.38	0.45	0.01
● CAP-507-019	AGG PRIME Gy 4/12/4	AGG Insulglass LowE Prime - 4mm Grey / 12mm argon / 4mm LowE Prime	3.7	0.36	0.29	0.01
● CAP-507-020	AGG PRIME Gy 6/12/6	AGG Insulglass LowE Prime - 6mm Grey / 12mm argon / 6mm LowE Prime	3.6	0.30	0.23	0.01
● CAP-507-021	AGG PRIME Clr lam 4/12/6.38	AGG Insulglass LowE Prime - 4mm LowE Prime / 12mm argon / 6.38mm Clear Laminate	3.7	0.40	0.46	0.01
● CAP-507-022	AGG PRIME Clr lam 6/12/6.38	AGG Insulglass LowE Prime - 6mm LowE Prime / 12mm argon / 6.38mm Clear Laminate	3.6	0.39	0.46	0.01
● CAP-507-023	AGG PRIME WTrans lam 4/12/6.38	AGG Insulglass LowE Prime - 4mm LowE Prime / 12mm argon / 6.38mm WhiteTrans Laminate	3.7	0.39	0.35	0.01
● CAP-507-024	AGG PRIME WTrans lam 6/12/6.38	AGG Insulglass LowE Prime - 6mm LowE Prime / 12mm argon / 6.38mm WhiteTrans Laminate	3.6	0.38	0.35	0.01
● CAP-507-025	AGG PLUS Clr 4/12/4	AGG Insulglass LowE Plus - 4mm Clear / 12mm argon / 4mm LowE Plus	3.5	0.44	0.54	0.01
● CAP-507-026	AGG PLUS Clr 5/12/5	AGG Insulglass LowE Plus - 5mm Clear / 12mm argon / 5mm LowE Plus	3.5	0.43	0.54	0.01
● CAP-507-027	AGG PLUS Clr 6/12/6	AGG Insulglass LowE Plus - 6mm Clear / 12mm argon / 6mm LowE Plus	3.5	0.43	0.53	0.01
● CAP-507-028	AGG PLUS Clr 8/12/8	AGG Insulglass LowE Plus - 8mm Clear / 12mm argon / 8mm LowE Plus	3.5	0.41	0.52	0.01
● CAP-507-029	AGG PLUS Gy 4/12/4	AGG Insulglass LowE Plus - 4mm Grey / 12mm argon / 4mm LowE Plus	3.5	0.32	0.34	0.01
● CAP-507-030	AGG PLUS Gy 6/12/6	AGG Insulglass LowE Plus - 6mm Grey / 12mm argon / 6mm LowE Plus	3.5	0.27	0.26	0.01
● CAP-507-031	AGG PLUS Clr lam 6.38/12/4	AGG Insulglass LowE Plus - 6.38mm Clear Laminate / 12mm argon / 4mm LowE Plus	3.5	0.42	0.54	0.01
● CAP-507-032	AGG PLUS Clr lam 6.38/12/6	AGG Insulglass LowE Plus - 6.38mm Clear Laminate / 12mm argon / 6mm LowE Plus	3.5	0.41	0.53	0.01
● CAP-507-033	AGG PLUS WTrans lam 6.38/12/4	AGG Insulglass LowE Plus - 6.38mm WhiteTrans Laminate / 12mm argon / 4mm LowE Plus	3.5	0.34	0.41	0.01
● CAP-507-034	AGG PLUS WTrans lam 6.38/12/6	AGG Insulglass LowE Plus - 6.38mm White Trans Laminate / 12mm argon / 6mm LowE Plus	3.5	0.34	0.41	0.01
● CAP-507-035	AGG MAX Clr 6/12/6	AGG Insulglass LowE Max - 6mm LowE Max / 12mm argon / 6mm Clear	3.5	0.22	0.43	0.01
● CAP-507-036	AGG MAX LI 6/12/6	AGG Insulglass LowE Max - 6mm LowE Max / 12mm argon / 6mm Low Iron	3.5	0.22	0.45	0.01
● CAP-507-037	AGG MAX Gy 6/12/6	AGG Insulglass LowE Max - 6mm Grey / 12mm argon / 6mm LowE Max	3.5	0.19	0.22	0.01
● CAP-507-038	AGG MAX Clr lam 6/12/6.38	AGG Insulglass LowE Max - 6mm LowE Max / 12mm argon / 6.38mm Clear Laminate	3.4	0.22	0.44	0.01
● CAP-507-039	AGG MAX WTrans lam 6/12/6.38	AGG Insulglass LowE Max - 6mm LowE Max / 12mm argon / 6.38mm WhiteTrans Laminate	3.4	0.21	0.33	0.01

CAPRAL 597 FRENCH DOOR, OPEN IN, 46mm PANEL

WERS Window ID	Glazing - Short Name	Glazing - Full Description	Total Window Performance			
			U-Value (Uw)	SHGCw	VLT (Tvw)	AI
CAP-509	597 French Door, Open In, 46mm Panel - Double Glazed					
● CAP-509-016	AGG PRIME Clr 4/12/4	AGG Insulglass LowE Prime - 4mm LowE Prime / 12mm argon / 4mm Clear	3.2	0.40	0.47	0.07
● CAP-509-017	AGG PRIME Clr 5/12/5	AGG Insulglass LowE Prime - 5mm LowE Prime / 12mm argon / 5mm Clear	3.2	0.39	0.47	0.07
● CAP-509-018	AGG PRIME Clr 6/12/6	AGG Insulglass LowE Prime - 6mm LowE Prime / 12mm argon / 6mm Clear	3.2	0.39	0.47	0.07
● CAP-509-019	AGG PRIME Clr 8/12/8	AGG Insulglass LowE Prime - 8mm LowE Prime / 12mm argon / 8mm Clear	3.2	0.38	0.46	0.07
● CAP-509-020	AGG PRIME Gy 4/12/4	AGG Insulglass LowE Prime - 4mm Grey / 12mm argon / 4mm LowE Prime	3.2	0.35	0.30	0.07
● CAP-509-021	AGG PRIME Gy 6/12/6	AGG Insulglass LowE Prime - 6mm Grey / 12mm argon / 6mm LowE Prime	3.2	0.29	0.23	0.07
● CAP-509-022	AGG PRIME Clr lam 4/12/6.38	AGG Insulglass LowE Prime - 4mm LowE Prime / 12mm argon / 6.38mm Clear Laminate	3.2	0.40	0.47	0.07
● CAP-509-023	AGG PRIME Clr lam 6/12/6.38	AGG Insulglass LowE Prime - 6mm LowE Prime / 12mm argon / 6.38mm Clear Laminate	3.2	0.39	0.47	0.07
● CAP-509-024	AGG PRIME WTrans lam 4/12/6.38	AGG Insulglass LowE Prime - 4mm LowE Prime / 12mm argon / 6.38mm WhiteTrans Laminate	3.2	0.38	0.36	0.07
● CAP-509-025	AGG PRIME WTrans lam 6/12/6.38	AGG Insulglass LowE Prime - 6mm LowE Prime / 12mm argon / 6.38mm WhiteTrans Laminate	3.2	0.37	0.36	0.07
● CAP-509-026	AGG PLUS Clr 4/12/4	AGG Insulglass LowE Plus - 4mm Clear / 12mm argon / 4mm LowE Plus	3.0	0.43	0.55	0.07
● CAP-509-027	AGG PLUS Clr 5/12/5	AGG Insulglass LowE Plus - 5mm Clear / 12mm argon / 5mm LowE Plus	3.0	0.43	0.55	0.07
● CAP-509-028	AGG PLUS Clr 6/12/6	AGG Insulglass LowE Plus - 6mm Clear / 12mm argon / 6mm LowE Plus	3.0	0.42	0.54	0.07
● CAP-509-029	AGG PLUS Clr 8/12/8	AGG Insulglass LowE Plus - 8mm Clear / 12mm argon / 8mm LowE Plus	3.0	0.41	0.53	0.07
● CAP-509-030	AGG PLUS Gy 4/12/4	AGG Insulglass LowE Plus - 4mm Grey / 12mm argon / 4mm LowE Plus	3.0	0.31	0.35	0.07
● CAP-509-031	AGG PLUS Gy 6/12/6	AGG Insulglass LowE Plus - 6mm Grey / 12mm argon / 6mm LowE Plus	3.0	0.26	0.27	0.07
● CAP-509-032	AGG PLUS Clr lam 6.38/12/4	AGG Insulglass LowE Plus - 6.38mm Clear Laminate / 12mm argon / 4mm LowE Plus	3.0	0.41	0.55	0.07
● CAP-509-033	AGG PLUS Clr lam 6.38/12/6	AGG Insulglass LowE Plus - 6.38mm Clear Laminate / 12mm argon / 6mm LowE Plus	3.0	0.41	0.55	0.07
● CAP-509-034	AGG PLUS WTrans lam 6.38/12/4	AGG Insulglass LowE Plus - 6.38mm WhiteTrans Laminate / 12mm argon / 4mm LowE Plus	3.0	0.33	0.42	0.07
● CAP-509-035	AGG PLUS WTrans lam 6.38/12/6	AGG Insulglass LowE Plus - 6.38mm White Trans Laminate / 12mm argon / 6mm LowE Plus	3.0	0.33	0.42	0.07
● CAP-509-036	AGG MAX Clr 6/12/6	AGG Insulglass LowE Max - 6mm LowE Max / 12mm argon / 6mm Clear	3.0	0.21	0.44	0.07
● CAP-509-037	AGG MAX LI 6/12/6	AGG Insulglass LowE Max - 6mm LowE Max / 12mm argon / 6mm Low Iron	3.0	0.21	0.46	0.07
● CAP-509-038	AGG MAX Gy 6/12/6	AGG Insulglass LowE Max - 6mm Grey / 12mm argon / 6mm LowE Max	3.0	0.18	0.22	0.07
● CAP-509-039	AGG MAX Clr lam 6/12/6.38	AGG Insulglass LowE Max - 6mm LowE Max / 12mm argon / 6.38mm Clear Laminate	3.0	0.21	0.45	0.07
● CAP-509-040	AGG MAX WTrans lam 6/12/6.38	AGG Insulglass LowE Max - 6mm LowE Max / 12mm argon / 6.38mm WhiteTrans Laminate	3.0	0.20	0.34	0.07

CAPRAL 597 FRENCH DOOR, OPEN OUT, 46mm PANEL

WERS Window ID	Glazing - Short Name	Glazing - Full Description	Total Window Performance			
			U-Value (Uw)	SHGCw	VLT (Tvw)	AI
CAP-511	597 French Door, Open Out, 46mm Panel - Double Glazed					
● CAP-511-015	AGG PRIME Clr 4/12/4	AGG Insulglass LowE Prime - 4mm LowE Prime / 12mm argon / 4mm Clear	3.4	0.41	0.48	0.09
● CAP-511-016	AGG PRIME Clr 5/12/5	AGG Insulglass LowE Prime - 5mm LowE Prime / 12mm argon / 5mm Clear	3.4	0.41	0.47	0.09
● CAP-511-017	AGG PRIME Clr 6/12/6	AGG Insulglass LowE Prime - 6mm LowE Prime / 12mm argon / 6mm Clear	3.4	0.40	0.47	0.09
● CAP-511-018	AGG PRIME Clr 8/12/8	AGG Insulglass LowE Prime - 8mm LowE Prime / 12mm argon / 8mm Clear	3.4	0.39	0.46	0.09
● CAP-511-019	AGG PRIME Gy 4/12/4	AGG Insulglass LowE Prime - 4mm Grey / 12mm argon / 4mm LowE Prime	3.4	0.36	0.30	0.09
● CAP-511-020	AGG PRIME Gy 6/12/6	AGG Insulglass LowE Prime - 6mm Grey / 12mm argon / 6mm LowE Prime	3.4	0.30	0.23	0.09
● CAP-511-021	AGG PRIME Clr lam 4/12/6.38	AGG Insulglass LowE Prime - 4mm LowE Prime / 12mm argon / 6.38mm Clear Laminate	3.4	0.41	0.47	0.09
● CAP-511-022	AGG PRIME Clr lam 6/12/6.38	AGG Insulglass LowE Prime - 6mm LowE Prime / 12mm argon / 6.38mm Clear Laminate	3.4	0.40	0.47	0.09
● CAP-511-023	AGG PRIME WTrans lam 4/12/6.38	AGG Insulglass LowE Prime - 4mm LowE Prime / 12mm argon / 6.38mm WhiteTrans Laminate	3.4	0.39	0.36	0.09
● CAP-511-024	AGG PRIME WTrans lam 6/12/6.38	AGG Insulglass LowE Prime - 6mm LowE Prime / 12mm argon / 6.38mm WhiteTrans Laminate	3.4	0.38	0.36	0.09
● CAP-511-025	AGG PLUS Clr 4/12/4	AGG Insulglass LowE Plus - 4mm Clear / 12mm argon / 4mm LowE Plus	3.3	0.45	0.56	0.09
● CAP-511-026	AGG PLUS Clr 5/12/5	AGG Insulglass LowE Plus - 5mm Clear / 12mm argon / 5mm LowE Plus	3.3	0.44	0.55	0.09
● CAP-511-027	AGG PLUS Clr 6/12/6	AGG Insulglass LowE Plus - 6mm Clear / 12mm argon / 6mm LowE Plus	3.3	0.43	0.55	0.09
● CAP-511-028	AGG PLUS Clr 8/12/8	AGG Insulglass LowE Plus - 8mm Clear / 12mm argon / 8mm LowE Plus	3.2	0.42	0.54	0.09
● CAP-511-029	AGG PLUS Gy 4/12/4	AGG Insulglass LowE Plus - 4mm Grey / 12mm argon / 4mm LowE Plus	3.3	0.33	0.35	0.09
● CAP-511-030	AGG PLUS Gy 6/12/6	AGG Insulglass LowE Plus - 6mm Grey / 12mm argon / 6mm LowE Plus	3.3	0.27	0.27	0.09
● CAP-511-031	AGG PLUS Clr lam 6.38/12/4	AGG Insulglass LowE Plus - 6.38mm Clear Laminate / 12mm argon / 4mm LowE Plus	3.3	0.42	0.55	0.09
● CAP-511-032	AGG PLUS Clr lam 6.38/12/6	AGG Insulglass LowE Plus - 6.38mm Clear Laminate / 12mm argon / 6mm LowE Plus	3.2	0.42	0.55	0.09
● CAP-511-033	AGG PLUS WTrans lam 6.38/12/4	AGG Insulglass LowE Plus - 6.38mm WhiteTrans Laminate / 12mm argon / 4mm LowE Plus	3.3	0.34	0.42	0.09
● CAP-511-034	AGG PLUS WTrans lam 6.38/12/6	AGG Insulglass LowE Plus - 6.38mm White Trans Laminate / 12mm argon / 6mm LowE Plus	3.2	0.34	0.42	0.09
● CAP-511-035	AGG MAX Clr 6/12/6	AGG Insulglass LowE Max - 6mm LowE Max / 12mm argon / 6mm Clear	3.2	0.22	0.45	0.09
● CAP-511-036	AGG MAX LI 6/12/6	AGG Insulglass LowE Max - 6mm LowE Max / 12mm argon / 6mm Low Iron	3.2	0.22	0.46	0.09
● CAP-511-037	AGG MAX Gy 6/12/6	AGG Insulglass LowE Max - 6mm Grey / 12mm argon / 6mm LowE Max	3.2	0.19	0.22	0.09
● CAP-511-038	AGG MAX Clr lam 6/12/6.38	AGG Insulglass LowE Max - 6mm LowE Max / 12mm argon / 6.38mm Clear Laminate	3.2	0.22	0.45	0.09
● CAP-511-039	AGG MAX WTrans lam 6/12/6.38	AGG Insulglass LowE Max - 6mm LowE Max / 12mm argon / 6.38mm WhiteTrans Laminate	3.2	0.21	0.34	0.09

CAPRAL 325 NARROWLINE (RESIDENTIAL)

WERS Window ID	Glazing - Short Name	Glazing - Full Description	Total Window Performance			
			U-Value (Uw)	SHGCw	VLT (Tvw)	AI
CAP-122	325 Narrowline (Residential) - Double Glazed					
● CAP-122-020	AGG PRIME Clr 4/12/4	AGG Insulglass LowE Prime - 4mm LowE Prime / 12mm argon / 4mm Clear	2.5	0.50	0.61	0.02
● CAP-122-021	AGG PRIME Clr 5/12/5	AGG Insulglass LowE Prime - 5mm LowE Prime / 12mm argon / 5mm Clear	2.5	0.49	0.60	0.02
● CAP-122-022	AGG PRIME Clr 6/12/6	AGG Insulglass LowE Prime - 6mm LowE Prime / 12mm argon / 6mm Clear	2.5	0.49	0.60	0.02
● CAP-122-023	AGG PRIME Clr 8/12/8	AGG Insulglass LowE Prime - 8mm LowE Prime / 12mm argon / 8mm Clear	2.5	0.47	0.59	0.02
● CAP-122-024	AGG PRIME Gy 4/12/4	AGG Insulglass LowE Prime - 4mm Grey / 12mm argon / 4mm LowE Prime	2.5	0.44	0.38	0.02
● CAP-122-025	AGG PRIME Gy 6/12/6	AGG Insulglass LowE Prime - 6mm Grey / 12mm argon / 6mm LowE Prime	2.5	0.36	0.30	0.02
● CAP-122-026	AGG PRIME Clr lam 4/12/6.38	AGG Insulglass LowE Prime - 4mm LowE Prime / 12mm argon / 6.38mm Clear Laminate	2.5	0.50	0.61	0.02
● CAP-122-027	AGG PRIME Clr lam 6/12/6.38	AGG Insulglass LowE Prime - 6mm LowE Prime / 12mm argon / 6.38mm Clear Laminate	2.5	0.48	0.60	0.02
● CAP-122-028	AGG PRIME WTrans lam 4/12/6.38	AGG Insulglass LowE Prime - 4mm LowE Prime / 12mm argon / 6.38mm WhiteTrans Laminate	2.5	0.48	0.46	0.02
● CAP-122-029	AGG PRIME WTrans lam 6/12/6.38	AGG Insulglass LowE Prime - 6mm LowE Prime / 12mm argon / 6.38mm WhiteTrans Laminate	2.5	0.47	0.46	0.02
● CAP-122-030	AGG PLUS Clr 4/12/4	AGG Insulglass LowE Plus - 4mm Clear / 12mm argon / 4mm LowE Plus	2.3	0.54	0.71	0.02
● CAP-122-031	AGG PLUS Clr 5/12/5	AGG Insulglass LowE Plus - 5mm Clear / 12mm argon / 5mm LowE Plus	2.3	0.54	0.71	0.02
● CAP-122-032	AGG PLUS Clr 6/12/6	AGG Insulglass LowE Plus - 6mm Clear / 12mm argon / 6mm LowE Plus	2.3	0.53	0.70	0.02
● CAP-122-033	AGG PLUS Clr 8/12/8	AGG Insulglass LowE Plus - 8mm Clear / 12mm argon / 8mm LowE Plus	2.3	0.51	0.69	0.02
● CAP-122-034	AGG PLUS Gy 4/12/4	AGG Insulglass LowE Plus - 4mm Grey / 12mm argon / 4mm LowE Plus	2.3	0.39	0.45	0.02
● CAP-122-035	AGG PLUS Gy 6/12/6	AGG Insulglass LowE Plus - 6mm Grey / 12mm argon / 6mm LowE Plus	2.3	0.32	0.35	0.02
● CAP-122-036	AGG PLUS Clr lam 6.38/12/4	AGG Insulglass LowE Plus - 6.38mm Clear Laminate / 12mm argon / 4mm LowE Plus	2.3	0.51	0.71	0.02
● CAP-122-037	AGG PLUS Clr lam 6.38/12/6	AGG Insulglass LowE Plus - 6.38mm Clear Laminate / 12mm argon / 6mm LowE Plus	2.3	0.51	0.70	0.02
● CAP-122-038	AGG PLUS WTrans lam 6.38/12/4	AGG Insulglass LowE Plus - 6.38mm WhiteTrans Laminate / 12mm argon / 4mm LowE Plus	2.3	0.41	0.54	0.02
● CAP-122-039	AGG PLUS WTrans lam 6.38/12/6	AGG Insulglass LowE Plus - 6.38mm White Trans Laminate / 12mm argon / 6mm LowE Plus	2.3	0.41	0.54	0.02
● CAP-122-040	AGG MAX Clr 6/12/6	AGG Insulglass LowE Max - 6mm LowE Max / 12mm argon / 6mm Clear	2.2	0.25	0.57	0.02
● CAP-122-041	AGG MAX LI 6/12/6	AGG Insulglass LowE Max - 6mm LowE Max / 12mm argon / 6mm Low Iron	2.2	0.25	0.59	0.02
● CAP-122-042	AGG MAX Gy 6/12/6	AGG Insulglass LowE Max - 6mm Grey / 12mm argon / 6mm LowE Max	2.2	0.21	0.28	0.02
● CAP-122-043	AGG MAX Clr lam 6/12/6.38	AGG Insulglass LowE Max - 6mm LowE Max / 12mm argon / 6.38mm Clear Laminate	2.2	0.25	0.57	0.02
● CAP-122-044	AGG MAX WTrans lam 6/12/6.38	AGG Insulglass LowE Max - 6mm LowE Max / 12mm argon / 6.38mm WhiteTrans Laminate	2.2	0.24	0.44	0.02

CAPRAL 425 NARROWLINE (RESIDENTIAL)

WERS Window ID	Glazing - Short Name	Glazing - Full Description	Total Window Performance			
			U-Value (Uw)	SHGCw	VLT (Tvw)	AI
CAP-041	425 Narrowline (Residential) - Double Glazed					
● CAP-041-083	AGG PRIME Clr 4/12/4	AGG Insulglass LowE Prime - 4mm LowE Prime / 12mm argon / 4mm Clear	2.7	0.48	0.58	0.04
● CAP-041-084	AGG PRIME Clr 5/12/5	AGG Insulglass LowE Prime - 5mm LowE Prime / 12mm argon / 5mm Clear	2.7	0.48	0.58	0.04
● CAP-041-085	AGG PRIME Clr 6/12/6	AGG Insulglass LowE Prime - 6mm LowE Prime / 12mm argon / 6mm Clear	2.7	0.47	0.57	0.04
● CAP-041-086	AGG PRIME Clr 8/12/8	AGG Insulglass LowE Prime - 8mm LowE Prime / 12mm argon / 8mm Clear	2.7	0.45	0.56	0.04
● CAP-041-087	AGG PRIME Gy 4/12/4	AGG Insulglass LowE Prime - 4mm Grey / 12mm argon / 4mm LowE Prime	2.7	0.42	0.37	0.04
● CAP-041-088	AGG PRIME Gy 6/12/6	AGG Insulglass LowE Prime - 6mm Grey / 12mm argon / 6mm LowE Prime	2.7	0.35	0.29	0.04
● CAP-041-089	AGG PRIME Clr lam 4/12/6.38	AGG Insulglass LowE Prime - 4mm LowE Prime / 12mm argon / 6.38mm Clear Laminate	2.7	0.48	0.58	0.04
● CAP-041-090	AGG PRIME Clr lam 6/12/6.38	AGG Insulglass LowE Prime - 6mm LowE Prime / 12mm argon / 6.38mm Clear Laminate	2.7	0.47	0.58	0.04
● CAP-041-091	AGG PRIME WTrans lam 4/12/6.38	AGG Insulglass LowE Prime - 4mm LowE Prime / 12mm argon / 6.38mm WhiteTrans Laminate	2.7	0.46	0.44	0.04
● CAP-041-092	AGG PRIME WTrans lam 6/12/6.38	AGG Insulglass LowE Prime - 6mm LowE Prime / 12mm argon / 6.38mm WhiteTrans Laminate	2.7	0.45	0.44	0.04
● CAP-041-093	AGG PLUS Clr 4/12/4	AGG Insulglass LowE Plus - 4mm Clear / 12mm argon / 4mm LowE Plus	2.5	0.52	0.68	0.04
● CAP-041-094	AGG PLUS Clr 5/12/5	AGG Insulglass LowE Plus - 5mm Clear / 12mm argon / 5mm LowE Plus	2.5	0.52	0.68	0.04
● CAP-041-095	AGG PLUS Clr 6/12/6	AGG Insulglass LowE Plus - 6mm Clear / 12mm argon / 6mm LowE Plus	2.5	0.51	0.67	0.04
● CAP-041-096	AGG PLUS Clr 8/12/8	AGG Insulglass LowE Plus - 8mm Clear / 12mm argon / 8mm LowE Plus	2.5	0.49	0.66	0.04
● CAP-041-097	AGG PLUS Gy 4/12/4	AGG Insulglass LowE Plus - 4mm Grey / 12mm argon / 4mm LowE Plus	2.5	0.38	0.43	0.04
● CAP-041-098	AGG PLUS Gy 6/12/6	AGG Insulglass LowE Plus - 6mm Grey / 12mm argon / 6mm LowE Plus	2.5	0.31	0.33	0.04
● CAP-041-099	AGG PLUS Clr lam 6.38/12/4	AGG Insulglass LowE Plus - 6.38mm Clear Laminate / 12mm argon / 4mm LowE Plus	2.5	0.50	0.68	0.04
● CAP-041-100	AGG PLUS Clr lam 6.38/12/6	AGG Insulglass LowE Plus - 6.38mm Clear Laminate / 12mm argon / 6mm LowE Plus	2.5	0.49	0.67	0.04
● CAP-041-101	AGG PLUS WTrans lam 6.38/12/4	AGG Insulglass LowE Plus - 6.38mm WhiteTrans Laminate / 12mm argon / 4mm LowE Plus	2.5	0.40	0.52	0.04
● CAP-041-102	AGG PLUS WTrans lam 6.38/12/6	AGG Insulglass LowE Plus - 6.38mm White Trans Laminate / 12mm argon / 6mm LowE Plus	2.5	0.40	0.51	0.04
● CAP-041-103	AGG MAX Clr 6/12/6	AGG Insulglass LowE Max - 6mm LowE Max / 12mm argon / 6mm Clear	2.5	0.24	0.55	0.04
● CAP-041-104	AGG MAX LI 6/12/6	AGG Insulglass LowE Max - 6mm LowE Max / 12mm argon / 6mm Low Iron	2.5	0.24	0.56	0.04
● CAP-041-105	AGG MAX Gy 6/12/6	AGG Insulglass LowE Max - 6mm Grey / 12mm argon / 6mm LowE Max	2.5	0.21	0.27	0.04
● CAP-041-106	AGG MAX Clr lam 6/12/6.38	AGG Insulglass LowE Max - 6mm LowE Max / 12mm argon / 6.38mm Clear Laminate	2.4	0.24	0.55	0.04
● CAP-041-107	AGG MAX WTrans lam 6/12/6.38	AGG Insulglass LowE Max - 6mm LowE Max / 12mm argon / 6.38mm WhiteTrans Laminate	2.4	0.24	0.42	0.04

CAPRAL 419 FLUSHLINE – 100mm (RESIDENTIAL)

WERS Window ID	Glazing - Short Name	Glazing - Full Description	Total Window Performance			
			U-Value (Uw)	SHGCw	VLT (Tvw)	AI
CAP-055	419 Flushline – 100mm (Residential) - Double Glazed					
● CAP-055-089	AGG PRIME Clr 4/12/4	AGG Insulglass LowE Prime - 4mm LowE Prime / 12mm argon / 4mm Clear	2.9	0.48	0.57	0.09
● CAP-055-090	AGG PRIME Clr 5/12/5	AGG Insulglass LowE Prime - 5mm LowE Prime / 12mm argon / 5mm Clear	2.9	0.47	0.57	0.09
● CAP-055-091	AGG PRIME Clr 6/12/6	AGG Insulglass LowE Prime - 6mm LowE Prime / 12mm argon / 6mm Clear	2.9	0.47	0.56	0.09
● CAP-055-092	AGG PRIME Clr 8/12/8	AGG Insulglass LowE Prime - 8mm LowE Prime / 12mm argon / 8mm Clear	2.9	0.45	0.55	0.09
● CAP-055-093	AGG PRIME Gy 4/12/4	AGG Insulglass LowE Prime - 4mm Grey / 12mm argon / 4mm LowE Prime	2.9	0.42	0.36	0.09
● CAP-055-094	AGG PRIME Gy 6/12/6	AGG Insulglass LowE Prime - 6mm Grey / 12mm argon / 6mm LowE Prime	2.9	0.35	0.28	0.09
● CAP-055-095	AGG PRIME Clr lam 4/12/6.38	AGG Insulglass LowE Prime - 4mm LowE Prime / 12mm argon / 6.38mm Clear Laminate	2.9	0.48	0.57	0.09
● CAP-055-096	AGG PRIME Clr lam 6/12/6.38	AGG Insulglass LowE Prime - 6mm LowE Prime / 12mm argon / 6.38mm Clear Laminate	2.9	0.46	0.56	0.09
● CAP-055-097	AGG PRIME WTrans lam 4/12/6.38	AGG Insulglass LowE Prime - 4mm LowE Prime / 12mm argon / 6.38mm WhiteTrans Laminate	2.9	0.46	0.43	0.09
● CAP-055-098	AGG PRIME WTrans lam 6/12/6.38	AGG Insulglass LowE Prime - 6mm LowE Prime / 12mm argon / 6.38mm WhiteTrans Laminate	2.9	0.45	0.43	0.09
● CAP-055-099	AGG PLUS Clr 4/12/4	AGG Insulglass LowE Plus - 4mm Clear / 12mm argon / 4mm LowE Plus	2.7	0.52	0.67	0.09
● CAP-055-100	AGG PLUS Clr 5/12/5	AGG Insulglass LowE Plus - 5mm Clear / 12mm argon / 5mm LowE Plus	2.7	0.51	0.66	0.09
● CAP-055-101	AGG PLUS Clr 6/12/6	AGG Insulglass LowE Plus - 6mm Clear / 12mm argon / 6mm LowE Plus	2.7	0.51	0.66	0.09
● CAP-055-102	AGG PLUS Clr 8/12/8	AGG Insulglass LowE Plus - 8mm Clear / 12mm argon / 8mm LowE Plus	2.7	0.49	0.65	0.09
● CAP-055-103	AGG PLUS Gy 4/12/4	AGG Insulglass LowE Plus - 4mm Grey / 12mm argon / 4mm LowE Plus	2.7	0.38	0.42	0.09
● CAP-055-104	AGG PLUS Gy 6/12/6	AGG Insulglass LowE Plus - 6mm Grey / 12mm argon / 6mm LowE Plus	2.7	0.31	0.33	0.09
● CAP-055-105	AGG PLUS Clr lam 6.38/12/4	AGG Insulglass LowE Plus - 6.38mm Clear Laminate / 12mm argon / 4mm LowE Plus	2.7	0.49	0.67	0.09
● CAP-055-106	AGG PLUS Clr lam 6.38/12/6	AGG Insulglass LowE Plus - 6.38mm Clear Laminate / 12mm argon / 6mm LowE Plus	2.7	0.49	0.66	0.09
● CAP-055-107	AGG PLUS WTrans lam 6.38/12/4	AGG Insulglass LowE Plus - 6.38mm WhiteTrans Laminate / 12mm argon / 4mm LowE Plus	2.7	0.40	0.51	0.09
● CAP-055-108	AGG PLUS WTrans lam 6.38/12/6	AGG Insulglass LowE Plus - 6.38mm White Trans Laminate / 12mm argon / 6mm LowE Plus	2.7	0.40	0.50	0.09
● CAP-055-109	AGG MAX Clr 6/12/6	AGG Insulglass LowE Max - 6mm LowE Max / 12mm argon / 6mm Clear	2.7	0.25	0.54	0.09
● CAP-055-110	AGG MAX LI 6/12/6	AGG Insulglass LowE Max - 6mm LowE Max / 12mm argon / 6mm Low Iron	2.7	0.25	0.55	0.09
● CAP-055-111	AGG MAX Gy 6/12/6	AGG Insulglass LowE Max - 6mm Grey / 12mm argon / 6mm LowE Max	2.7	0.21	0.27	0.09
● CAP-055-112	AGG MAX Clr lam 6/12/6.38	AGG Insulglass LowE Max - 6mm LowE Max / 12mm argon / 6.38mm Clear Laminate	2.6	0.25	0.54	0.09
● CAP-055-113	AGG MAX WTrans lam 6/12/6.38	AGG Insulglass LowE Max - 6mm LowE Max / 12mm argon / 6.38mm WhiteTrans Laminate	2.6	0.24	0.41	0.09

CAPRAL 440TB FUTURELINE (RESIDENTIAL)

WERS Window ID	Glazing - Short Name	Glazing - Full Description	Total Window Performance			
			U-Value (Uw)	SHGCw	VLT (Tvw)	AI
CAP-148	440TB Futureline (Residential) - Double Glazed					
● CAP-148-019	AGG PRIME Clr 4/12/4	AGG Insulglass LowE Prime - 4mm LowE Prime / 12mm argon / 4mm Clear	2.0	0.49	0.60	0.05
● CAP-148-020	AGG PRIME Clr 5/12/5	AGG Insulglass LowE Prime - 5mm LowE Prime / 12mm argon / 5mm Clear	2.0	0.48	0.59	0.05
● CAP-148-021	AGG PRIME Clr 6/12/6	AGG Insulglass LowE Prime - 6mm LowE Prime / 12mm argon / 6mm Clear	2.0	0.47	0.59	0.05
● CAP-148-022	AGG PRIME Clr 8/12/8	AGG Insulglass LowE Prime - 8mm LowE Prime / 12mm argon / 8mm Clear	2.0	0.46	0.58	0.05
● CAP-148-023	AGG PRIME Gy 4/12/4	AGG Insulglass LowE Prime - 4mm Grey / 12mm argon / 4mm LowE Prime	2.0	0.42	0.37	0.05
● CAP-148-024	AGG PRIME Gy 6/12/6	AGG Insulglass LowE Prime - 6mm Grey / 12mm argon / 6mm LowE Prime	2.0	0.35	0.29	0.05
● CAP-148-025	AGG PRIME Clr lam 4/12/6.38	AGG Insulglass LowE Prime - 4mm LowE Prime / 12mm argon / 6.38mm Clear Laminate	2.0	0.48	0.59	0.05
● CAP-148-026	AGG PRIME Clr lam 6/12/6.38	AGG Insulglass LowE Prime - 6mm LowE Prime / 12mm argon / 6.38mm Clear Laminate	2.0	0.47	0.59	0.05
● CAP-148-027	AGG PRIME WTrans lam 4/12/6.38	AGG Insulglass LowE Prime - 4mm LowE Prime / 12mm argon / 6.38mm WhiteTrans Laminate	2.0	0.46	0.45	0.05
● CAP-148-028	AGG PRIME WTrans lam 6/12/6.38	AGG Insulglass LowE Prime - 6mm LowE Prime / 12mm argon / 6.38mm WhiteTrans Laminate	2.0	0.45	0.45	0.05
● CAP-148-029	AGG PLUS Clr 4/12/4	AGG Insulglass LowE Plus - 4mm Clear / 12mm argon / 4mm LowE Plus	1.8	0.53	0.70	0.05
● CAP-148-030	AGG PLUS Clr 5/12/5	AGG Insulglass LowE Plus - 5mm Clear / 12mm argon / 5mm LowE Plus	1.8	0.52	0.69	0.05
● CAP-148-031	AGG PLUS Clr 6/12/6	AGG Insulglass LowE Plus - 6mm Clear / 12mm argon / 6mm LowE Plus	1.8	0.51	0.69	0.05
● CAP-148-032	AGG PLUS Clr 8/12/8	AGG Insulglass LowE Plus - 8mm Clear / 12mm argon / 8mm LowE Plus	1.8	0.50	0.67	0.05
● CAP-148-033	AGG PLUS Gy 4/12/4	AGG Insulglass LowE Plus - 4mm Grey / 12mm argon / 4mm LowE Plus	1.8	0.38	0.44	0.05
● CAP-148-034	AGG PLUS Gy 6/12/6	AGG Insulglass LowE Plus - 6mm Grey / 12mm argon / 6mm LowE Plus	1.8	0.31	0.34	0.05
● CAP-148-035	AGG PLUS Clr lam 6.38/12/4	AGG Insulglass LowE Plus - 6.38mm Clear Laminate / 12mm argon / 4mm LowE Plus	1.8	0.50	0.69	0.05
● CAP-148-036	AGG PLUS Clr lam 6.38/12/6	AGG Insulglass LowE Plus - 6.38mm Clear Laminate / 12mm argon / 6mm LowE Plus	1.8	0.50	0.69	0.05
● CAP-148-037	AGG PLUS WTrans lam 6.38/12/4	AGG Insulglass LowE Plus - 6.38mm WhiteTrans Laminate / 12mm argon / 4mm LowE Plus	1.8	0.40	0.53	0.05
● CAP-148-038	AGG PLUS WTrans lam 6.38/12/6	AGG Insulglass LowE Plus - 6.38mm White Trans Laminate / 12mm argon / 6mm LowE Plus	1.8	0.40	0.52	0.05
● CAP-148-039	AGG MAX Clr 6/12/6	AGG Insulglass LowE Max - 6mm LowE Max / 12mm argon / 6mm Clear	1.8	0.24	0.56	0.05
● CAP-148-040	AGG MAX LI 6/12/6	AGG Insulglass LowE Max - 6mm LowE Max / 12mm argon / 6mm Low Iron	1.8	0.24	0.57	0.05
● CAP-148-041	AGG MAX Gy 6/12/6	AGG Insulglass LowE Max - 6mm Grey / 12mm argon / 6mm LowE Max	1.8	0.20	0.28	0.05
● CAP-148-042	AGG MAX Clr lam 6/12/6.38	AGG Insulglass LowE Max - 6mm LowE Max / 12mm argon / 6.38mm Clear Laminate	1.8	0.24	0.56	0.05
● CAP-148-043	AGG MAX WTrans lam 6/12/6.38	AGG Insulglass LowE Max - 6mm LowE Max / 12mm argon / 6.38mm WhiteTrans Laminate	1.8	0.23	0.43	0.05

CAPRAL 419TB FUTURELINE – 100mm (RESIDENTIAL)

WERS Window ID	Glazing - Short Name	Glazing - Full Description	Total Window Performance			
			U-Value (Uw)	SHGCw	VLT (Tvw)	AI
CAP-157	419TB Futureline – 100mm (Residential) - Double Glazed					
● CAP-157-012	AGG PRIME Clr 4/12/4	AGG Insulglass LowE Prime - 4mm LowE Prime / 12mm argon / 4mm Clear	2.2	0.46	0.56	0.33
● CAP-157-013	AGG PRIME Clr 5/12/5	AGG Insulglass LowE Prime - 5mm LowE Prime / 12mm argon / 5mm Clear	2.2	0.46	0.56	0.33
● CAP-157-014	AGG PRIME Clr 6/12/6	AGG Insulglass LowE Prime - 6mm LowE Prime / 12mm argon / 6mm Clear	2.2	0.45	0.55	0.33
● CAP-157-015	AGG PRIME Clr 8/12/8	AGG Insulglass LowE Prime - 8mm LowE Prime / 12mm argon / 8mm Clear	2.2	0.43	0.54	0.33
● CAP-157-016	AGG PRIME Gy 4/12/4	AGG Insulglass LowE Prime - 4mm Grey / 12mm argon / 4mm LowE Prime	2.2	0.40	0.35	0.33
● CAP-157-017	AGG PRIME Gy 6/12/6	AGG Insulglass LowE Prime - 6mm Grey / 12mm argon / 6mm LowE Prime	2.2	0.33	0.27	0.33
● CAP-157-018	AGG PRIME Clr lam 4/12/6.38	AGG Insulglass LowE Prime - 4mm LowE Prime / 12mm argon / 6.38mm Clear Laminate	2.2	0.46	0.56	0.33
● CAP-157-019	AGG PRIME Clr lam 6/12/6.38	AGG Insulglass LowE Prime - 6mm LowE Prime / 12mm argon / 6.38mm Clear Laminate	2.2	0.45	0.55	0.33
● CAP-157-020	AGG PRIME WTrans lam 4/12/6.38	AGG Insulglass LowE Prime - 4mm LowE Prime / 12mm argon / 6.38mm WhiteTrans Laminate	2.2	0.44	0.43	0.33
● CAP-157-021	AGG PRIME WTrans lam 6/12/6.38	AGG Insulglass LowE Prime - 6mm LowE Prime / 12mm argon / 6.38mm WhiteTrans Laminate	2.2	0.43	0.42	0.33
● CAP-157-022	AGG PLUS Clr 4/12/4	AGG Insulglass LowE Plus - 4mm Clear / 12mm argon / 4mm LowE Plus	2.0	0.50	0.66	0.33
● CAP-157-023	AGG PLUS Clr 5/12/5	AGG Insulglass LowE Plus - 5mm Clear / 12mm argon / 5mm LowE Plus	2.0	0.49	0.65	0.33
● CAP-157-024	AGG PLUS Clr 6/12/6	AGG Insulglass LowE Plus - 6mm Clear / 12mm argon / 6mm LowE Plus	2.0	0.49	0.65	0.33
● CAP-157-025	AGG PLUS Clr 8/12/8	AGG Insulglass LowE Plus - 8mm Clear / 12mm argon / 8mm LowE Plus	2.0	0.47	0.63	0.33
● CAP-157-026	AGG PLUS Gy 4/12/4	AGG Insulglass LowE Plus - 4mm Grey / 12mm argon / 4mm LowE Plus	2.0	0.36	0.41	0.33
● CAP-157-027	AGG PLUS Gy 6/12/6	AGG Insulglass LowE Plus - 6mm Grey / 12mm argon / 6mm LowE Plus	2.0	0.30	0.32	0.33
● CAP-157-028	AGG PLUS Clr lam 6.38/12/4	AGG Insulglass LowE Plus - 6.38mm Clear Laminate / 12mm argon / 4mm LowE Plus	2.0	0.47	0.65	0.33
● CAP-157-029	AGG PLUS Clr lam 6.38/12/6	AGG Insulglass LowE Plus - 6.38mm Clear Laminate / 12mm argon / 6mm LowE Plus	2.0	0.47	0.65	0.33
● CAP-157-030	AGG PLUS WTrans lam 6.38/12/4	AGG Insulglass LowE Plus - 6.38mm WhiteTrans Laminate / 12mm argon / 4mm LowE Plus	2.0	0.38	0.50	0.33
● CAP-157-031	AGG PLUS WTrans lam 6.38/12/6	AGG Insulglass LowE Plus - 6.38mm White Trans Laminate / 12mm argon / 6mm LowE Plus	2.0	0.38	0.49	0.33
● CAP-157-032	AGG MAX Clr 6/12/6	AGG Insulglass LowE Max - 6mm LowE Max / 12mm argon / 6mm Clear	1.9	0.23	0.53	0.33
● CAP-157-033	AGG MAX LI 6/12/6	AGG Insulglass LowE Max - 6mm LowE Max / 12mm argon / 6mm Low Iron	1.9	0.23	0.54	0.33
● CAP-157-034	AGG MAX Gy 6/12/6	AGG Insulglass LowE Max - 6mm Grey / 12mm argon / 6mm LowE Max	1.9	0.20	0.26	0.33
● CAP-157-035	AGG MAX Clr lam 6/12/6.38	AGG Insulglass LowE Max - 6mm LowE Max / 12mm argon / 6.38mm Clear Laminate	1.9	0.23	0.53	0.33
● CAP-157-036	AGG MAX WTrans lam 6/12/6.38	AGG Insulglass LowE Max - 6mm LowE Max / 12mm argon / 6.38mm WhiteTrans Laminate	1.9	0.23	0.40	0.33

CAPRAL 35 AWNING WINDOW INTO 300 NARROWLINE

WERS Window ID	Glazing - Short Name	Glazing - Full Description	Total Window Performance			
			U-Value (Uw)	SHGCw	VLT (Tvw)	AI
CAP-156	35 Awning Window into 300 Narrowline - Double Glazed					
● CAP-156-007	AGG PRIME Clr 4/12/4	AGG Insulglass LowE Prime - 4mm LowE Prime / 12mm argon / 4mm Clear	4.1	0.38	0.42	0.44
● CAP-156-008	AGG PRIME Clr 5/12/5	AGG Insulglass LowE Prime - 5mm LowE Prime / 12mm argon / 5mm Clear	4.1	0.37	0.42	0.44
● CAP-156-009	AGG PRIME Clr 6/12/6	AGG Insulglass LowE Prime - 6mm LowE Prime / 12mm argon / 6mm Clear	4.1	0.37	0.42	0.44
● CAP-156-010	AGG PRIME Gy 4/12/4	AGG Insulglass LowE Prime - 4mm Grey / 12mm argon / 4mm LowE Prime	4.1	0.33	0.27	0.44
● CAP-156-011	AGG PRIME Gy 6/12/6	AGG Insulglass LowE Prime - 6mm Grey / 12mm argon / 6mm LowE Prime	4.1	0.28	0.21	0.44
● CAP-156-012	AGG PRIME Clr lam 4/12/6.38	AGG Insulglass LowE Prime - 4mm LowE Prime / 12mm argon / 6.38mm Clear Laminate	4.1	0.37	0.42	0.44
● CAP-156-013	AGG PRIME Clr lam 6/12/6.38	AGG Insulglass LowE Prime - 6mm LowE Prime / 12mm argon / 6.38mm Clear Laminate	4.1	0.37	0.42	0.44
● CAP-156-014	AGG PRIME WTrans lam 4/12/6.38	AGG Insulglass LowE Prime - 4mm LowE Prime / 12mm argon / 6.38mm WhiteTrans Laminate	4.1	0.36	0.32	0.44
● CAP-156-015	AGG PRIME WTrans lam 6/12/6.38	AGG Insulglass LowE Prime - 6mm LowE Prime / 12mm argon / 6.38mm WhiteTrans Laminate	4.1	0.35	0.32	0.44
● CAP-156-016	AGG PLUS Clr 4/12/4	AGG Insulglass LowE Plus - 4mm Clear / 12mm argon / 4mm LowE Plus	4.0	0.41	0.50	0.44
● CAP-156-017	AGG PLUS Clr 5/12/5	AGG Insulglass LowE Plus - 5mm Clear / 12mm argon / 5mm LowE Plus	4.0	0.40	0.49	0.44
● CAP-156-018	AGG PLUS Clr 6/12/6	AGG Insulglass LowE Plus - 6mm Clear / 12mm argon / 6mm LowE Plus	3.9	0.40	0.49	0.44
● CAP-156-019	AGG PLUS Gy 4/12/4	AGG Insulglass LowE Plus - 4mm Grey / 12mm argon / 4mm LowE Plus	4.0	0.30	0.31	0.44
● CAP-156-020	AGG PLUS Gy 6/12/6	AGG Insulglass LowE Plus - 6mm Grey / 12mm argon / 6mm LowE Plus	3.9	0.25	0.24	0.44
● CAP-156-021	AGG PLUS Clr lam 6.38/12/4	AGG Insulglass LowE Plus - 6.38mm Clear Laminate / 12mm argon / 4mm LowE Plus	3.9	0.39	0.49	0.44
● CAP-156-022	AGG PLUS Clr lam 6.38/12/6	AGG Insulglass LowE Plus - 6.38mm Clear Laminate / 12mm argon / 6mm LowE Plus	3.9	0.39	0.49	0.44
● CAP-156-023	AGG PLUS WTrans lam 6.38/12/4	AGG Insulglass LowE Plus - 6.38mm WhiteTrans Laminate / 12mm argon / 4mm LowE Plus	3.9	0.32	0.38	0.44
● CAP-156-024	AGG PLUS WTrans lam 6.38/12/6	AGG Insulglass LowE Plus - 6.38mm White Trans Laminate / 12mm argon / 6mm LowE Plus	3.9	0.32	0.37	0.44
● CAP-156-025	AGG MAX Clr 6/12/6	AGG Insulglass LowE Max - 6mm LowE Max / 12mm argon / 6mm Clear	3.9	0.20	0.40	0.44
● CAP-156-026	AGG MAX LI 6/12/6	AGG Insulglass LowE Max - 6mm LowE Max / 12mm argon / 6mm Low Iron	3.9	0.20	0.41	0.44
● CAP-156-027	AGG MAX Gy 6/12/6	AGG Insulglass LowE Max - 6mm Grey / 12mm argon / 6mm LowE Max	3.9	0.18	0.20	0.44
● CAP-156-028	AGG MAX Clr lam 6/12/6.38	AGG Insulglass LowE Max - 6mm LowE Max / 12mm argon / 6.38mm Clear Laminate	3.9	0.20	0.40	0.44
● CAP-156-029	AGG MAX WTrans lam 6/12/6.38	AGG Insulglass LowE Max - 6mm LowE Max / 12mm argon / 6.38mm WhiteTrans Laminate	3.9	0.20	0.30	0.44

CAPRAL 35 AWNING WINDOW INTO 400 NARROWLINE

WERS Window ID	Glazing - Short Name	Glazing - Full Description	Total Window Performance			
			U-Value (Uw)	SHGCw	VLT (Tvw)	AI
CAP-051	35 Awning Window into 400 Narrowline - Double Glazed					
● CAP-051-026	AGG PRIME Clr 4/12/4	AGG Insulglass LowE Prime - 4mm LowE Prime / 12mm argon / 4mm Clear	4.5	0.37	0.41	0.44
● CAP-051-027	AGG PRIME Clr 5/12/5	AGG Insulglass LowE Prime - 5mm LowE Prime / 12mm argon / 5mm Clear	4.5	0.37	0.41	0.44
● CAP-051-028	AGG PRIME Clr 6/12/6	AGG Insulglass LowE Prime - 6mm LowE Prime / 12mm argon / 6mm Clear	4.4	0.36	0.40	0.44
● CAP-051-029	AGG PRIME Gy 4/12/4	AGG Insulglass LowE Prime - 4mm Grey / 12mm argon / 4mm LowE Prime	4.5	0.33	0.26	0.44
● CAP-051-030	AGG PRIME Gy 6/12/6	AGG Insulglass LowE Prime - 6mm Grey / 12mm argon / 6mm LowE Prime	4.4	0.28	0.20	0.44
● CAP-051-031	AGG PRIME Clr lam 4/12/6.38	AGG Insulglass LowE Prime - 4mm LowE Prime / 12mm argon / 6.38mm Clear Laminate	4.5	0.37	0.41	0.44
● CAP-051-032	AGG PRIME Clr lam 6/12/6.38	AGG Insulglass LowE Prime - 6mm LowE Prime / 12mm argon / 6.38mm Clear Laminate	4.4	0.36	0.40	0.44
● CAP-051-033	AGG PRIME WTrans lam 4/12/6.38	AGG Insulglass LowE Prime - 4mm LowE Prime / 12mm argon / 6.38mm WhiteTrans Laminate	4.5	0.36	0.31	0.44
● CAP-051-034	AGG PRIME WTrans lam 6/12/6.38	AGG Insulglass LowE Prime - 6mm LowE Prime / 12mm argon / 6.38mm WhiteTrans Laminate	4.4	0.35	0.31	0.44
● CAP-051-035	AGG PLUS Clr 4/12/4	AGG Insulglass LowE Plus - 4mm Clear / 12mm argon / 4mm LowE Plus	4.3	0.40	0.48	0.44
● CAP-051-036	AGG PLUS Clr 5/12/5	AGG Insulglass LowE Plus - 5mm Clear / 12mm argon / 5mm LowE Plus	4.3	0.40	0.47	0.44
● CAP-051-037	AGG PLUS Clr 6/12/6	AGG Insulglass LowE Plus - 6mm Clear / 12mm argon / 6mm LowE Plus	4.3	0.39	0.47	0.44
● CAP-051-038	AGG PLUS Gy 4/12/4	AGG Insulglass LowE Plus - 4mm Grey / 12mm argon / 4mm LowE Plus	4.3	0.30	0.30	0.44
● CAP-051-039	AGG PLUS Gy 6/12/6	AGG Insulglass LowE Plus - 6mm Grey / 12mm argon / 6mm LowE Plus	4.3	0.25	0.23	0.44
● CAP-051-040	AGG PLUS Clr lam 6.38/12/4	AGG Insulglass LowE Plus - 6.38mm Clear Laminate / 12mm argon / 4mm LowE Plus	4.3	0.38	0.48	0.44
● CAP-051-041	AGG PLUS Clr lam 6.38/12/6	AGG Insulglass LowE Plus - 6.38mm Clear Laminate / 12mm argon / 6mm LowE Plus	4.3	0.38	0.47	0.44
● CAP-051-042	AGG PLUS WTrans lam 6.38/12/4	AGG Insulglass LowE Plus - 6.38mm WhiteTrans Laminate / 12mm argon / 4mm LowE Plus	4.3	0.31	0.36	0.44
● CAP-051-043	AGG PLUS WTrans lam 6.38/12/6	AGG Insulglass LowE Plus - 6.38mm White Trans Laminate / 12mm argon / 6mm LowE Plus	4.3	0.31	0.36	0.44
● CAP-051-044	AGG MAX Clr 6/12/6	AGG Insulglass LowE Max - 6mm LowE Max / 12mm argon / 6mm Clear	4.3	0.20	0.38	0.44
● CAP-051-045	AGG MAX LI 6/12/6	AGG Insulglass LowE Max - 6mm LowE Max / 12mm argon / 6mm Low Iron	4.3	0.20	0.39	0.44
● CAP-051-046	AGG MAX Gy 6/12/6	AGG Insulglass LowE Max - 6mm Grey / 12mm argon / 6mm LowE Max	4.3	0.18	0.19	0.44
● CAP-051-047	AGG MAX Clr lam 6/12/6.38	AGG Insulglass LowE Max - 6mm LowE Max / 12mm argon / 6.38mm Clear Laminate	4.3	0.20	0.39	0.44
● CAP-051-048	AGG MAX WTrans lam 6/12/6.38	AGG Insulglass LowE Max - 6mm LowE Max / 12mm argon / 6.38mm WhiteTrans Laminate	4.3	0.20	0.29	0.44

CAPRAL 35 AWNING WINDOW INTO 419 FLUSHLINE

WERS Window ID	Glazing - Short Name	Glazing - Full Description	Total Window Performance			
			U-Value (Uw)	SHGCw	VLT (Tvw)	AI
CAP-145	35 Awning Window into 419 Flushline - Double Glazed					
● CAP-145-012	AGG PRIME Clr 4/12/4	AGG Insulglass LowE Prime - 4mm LowE Prime / 12mm argon / 4mm Clear	4.6	0.36	0.38	0.04
● CAP-145-013	AGG PRIME Clr 5/12/5	AGG Insulglass LowE Prime - 5mm LowE Prime / 12mm argon / 5mm Clear	4.6	0.35	0.38	0.04
● CAP-145-014	AGG PRIME Clr 6/12/6	AGG Insulglass LowE Prime - 6mm LowE Prime / 12mm argon / 6mm Clear	4.5	0.35	0.38	0.04
● CAP-145-015	AGG PRIME Gy 4/12/4	AGG Insulglass LowE Prime - 4mm Grey / 12mm argon / 4mm LowE Prime	4.6	0.32	0.24	0.04
● CAP-145-016	AGG PRIME Gy 6/12/6	AGG Insulglass LowE Prime - 6mm Grey / 12mm argon / 6mm LowE Prime	4.5	0.27	0.19	0.04
● CAP-145-017	AGG PRIME Clr lam 4/12/6.38	AGG Insulglass LowE Prime - 4mm LowE Prime / 12mm argon / 6.38mm Clear Laminate	4.5	0.36	0.38	0.04
● CAP-145-018	AGG PRIME Clr lam 6/12/6.38	AGG Insulglass LowE Prime - 6mm LowE Prime / 12mm argon / 6.38mm Clear Laminate	4.5	0.35	0.38	0.04
● CAP-145-019	AGG PRIME WTrans lam 4/12/6.38	AGG Insulglass LowE Prime - 4mm LowE Prime / 12mm argon / 6.38mm WhiteTrans Laminate	4.5	0.34	0.29	0.04
● CAP-145-020	AGG PRIME WTrans lam 6/12/6.38	AGG Insulglass LowE Prime - 6mm LowE Prime / 12mm argon / 6.38mm WhiteTrans Laminate	4.5	0.34	0.29	0.04
● CAP-145-021	AGG PLUS Clr 4/12/4	AGG Insulglass LowE Plus - 4mm Clear / 12mm argon / 4mm LowE Plus	4.4	0.39	0.45	0.04
● CAP-145-022	AGG PLUS Clr 5/12/5	AGG Insulglass LowE Plus - 5mm Clear / 12mm argon / 5mm LowE Plus	4.4	0.38	0.45	0.04
● CAP-145-023	AGG PLUS Clr 6/12/6	AGG Insulglass LowE Plus - 6mm Clear / 12mm argon / 6mm LowE Plus	4.4	0.37	0.44	0.04
● CAP-145-024	AGG PLUS Gy 4/12/4	AGG Insulglass LowE Plus - 4mm Grey / 12mm argon / 4mm LowE Plus	4.4	0.29	0.28	0.04
● CAP-145-025	AGG PLUS Gy 6/12/6	AGG Insulglass LowE Plus - 6mm Grey / 12mm argon / 6mm LowE Plus	4.4	0.24	0.22	0.04
● CAP-145-026	AGG PLUS Clr lam 6.38/12/4	AGG Insulglass LowE Plus - 6.38mm Clear Laminate / 12mm argon / 4mm LowE Plus	4.4	0.37	0.45	0.04
● CAP-145-027	AGG PLUS Clr lam 6.38/12/6	AGG Insulglass LowE Plus - 6.38mm Clear Laminate / 12mm argon / 6mm LowE Plus	4.4	0.36	0.44	0.04
● CAP-145-028	AGG PLUS WTrans lam 6.38/12/4	AGG Insulglass LowE Plus - 6.38mm WhiteTrans Laminate / 12mm argon / 4mm LowE Plus	4.4	0.30	0.34	0.04
● CAP-145-029	AGG PLUS WTrans lam 6.38/12/6	AGG Insulglass LowE Plus - 6.38mm White Trans Laminate / 12mm argon / 6mm LowE Plus	4.4	0.30	0.34	0.04
● CAP-145-030	AGG MAX Clr 6/12/6	AGG Insulglass LowE Max - 6mm LowE Max / 12mm argon / 6mm Clear	4.4	0.20	0.36	0.04
● CAP-145-031	AGG MAX LI 6/12/6	AGG Insulglass LowE Max - 6mm LowE Max / 12mm argon / 6mm Low Iron	4.4	0.20	0.37	0.04
● CAP-145-032	AGG MAX Gy 6/12/6	AGG Insulglass LowE Max - 6mm Grey / 12mm argon / 6mm LowE Max	4.4	0.18	0.18	0.04
● CAP-145-033	AGG MAX Clr lam 6/12/6.38	AGG Insulglass LowE Max - 6mm LowE Max / 12mm argon / 6.38mm Clear Laminate	4.4	0.20	0.36	0.04
● CAP-145-034	AGG MAX WTrans lam 6/12/6.38	AGG Insulglass LowE Max - 6mm LowE Max / 12mm argon / 6.38mm WhiteTrans Laminate	4.4	0.19	0.28	0.04

CAPRAL 50 AWNING WINDOW INTO 400 NARROWLINE

WERS Window ID	Glazing - Short Name	Glazing - Full Description	Total Window Performance			
			U-Value (Uw)	SHGCw	VLT (Tvw)	AI
CAP-061	50 Awning Window into 400 Narrowline - Double Glazed					
● CAP-061-023	AGG PRIME Clr 4/12/4	AGG Insulglass LowE Prime - 4mm LowE Prime / 12mm argon / 4mm Clear	4.5	0.36	0.39	0.56
● CAP-061-024	AGG PRIME Clr 5/12/5	AGG Insulglass LowE Prime - 5mm LowE Prime / 12mm argon / 5mm Clear	4.5	0.36	0.39	0.56
● CAP-061-025	AGG PRIME Clr 6/12/6	AGG Insulglass LowE Prime - 6mm LowE Prime / 12mm argon / 6mm Clear	4.4	0.35	0.39	0.56
● CAP-061-026	AGG PRIME Clr 8/12/8	AGG Insulglass LowE Prime - 8mm LowE Prime / 12mm argon / 8mm Clear	4.4	0.34	0.38	0.56
● CAP-061-027	AGG PRIME Gy 4/12/4	AGG Insulglass LowE Prime - 4mm Grey / 12mm argon / 4mm LowE Prime	4.5	0.32	0.25	0.56
● CAP-061-028	AGG PRIME Gy 6/12/6	AGG Insulglass LowE Prime - 6mm Grey / 12mm argon / 6mm LowE Prime	4.4	0.27	0.19	0.56
● CAP-061-029	AGG PRIME Clr lam 4/12/6.38	AGG Insulglass LowE Prime - 4mm LowE Prime / 12mm argon / 6.38mm Clear Laminate	4.4	0.36	0.39	0.56
● CAP-061-030	AGG PRIME Clr lam 6/12/6.38	AGG Insulglass LowE Prime - 6mm LowE Prime / 12mm argon / 6.38mm Clear Laminate	4.4	0.35	0.39	0.56
● CAP-061-031	AGG PRIME WTrans lam 4/12/6.38	AGG Insulglass LowE Prime - 4mm LowE Prime / 12mm argon / 6.38mm WhiteTrans Laminate	4.4	0.35	0.30	0.56
● CAP-061-032	AGG PRIME WTrans lam 6/12/6.38	AGG Insulglass LowE Prime - 6mm LowE Prime / 12mm argon / 6.38mm WhiteTrans Laminate	4.4	0.34	0.30	0.56
● CAP-061-033	AGG PLUS Clr 4/12/4	AGG Insulglass LowE Plus - 4mm Clear / 12mm argon / 4mm LowE Plus	4.3	0.39	0.46	0.56
● CAP-061-034	AGG PLUS Clr 5/12/5	AGG Insulglass LowE Plus - 5mm Clear / 12mm argon / 5mm LowE Plus	4.3	0.39	0.46	0.56
● CAP-061-035	AGG PLUS Clr 6/12/6	AGG Insulglass LowE Plus - 6mm Clear / 12mm argon / 6mm LowE Plus	4.3	0.38	0.45	0.56
● CAP-061-036	AGG PLUS Clr 8/12/8	AGG Insulglass LowE Plus - 8mm Clear / 12mm argon / 8mm LowE Plus	4.3	0.37	0.45	0.56
● CAP-061-037	AGG PLUS Gy 4/12/4	AGG Insulglass LowE Plus - 4mm Grey / 12mm argon / 4mm LowE Plus	4.3	0.29	0.29	0.56
● CAP-061-038	AGG PLUS Gy 6/12/6	AGG Insulglass LowE Plus - 6mm Grey / 12mm argon / 6mm LowE Plus	4.3	0.25	0.23	0.56
● CAP-061-039	AGG PLUS Clr lam 6.38/12/4	AGG Insulglass LowE Plus - 6.38mm Clear Laminate / 12mm argon / 4mm LowE Plus	4.3	0.37	0.46	0.56
● CAP-061-040	AGG PLUS Clr lam 6.38/12/6	AGG Insulglass LowE Plus - 6.38mm Clear Laminate / 12mm argon / 6mm LowE Plus	4.3	0.37	0.45	0.56
● CAP-061-041	AGG PLUS WTrans lam 6.38/12/4	AGG Insulglass LowE Plus - 6.38mm WhiteTrans Laminate / 12mm argon / 4mm LowE Plus	4.3	0.31	0.35	0.56
● CAP-061-042	AGG PLUS WTrans lam 6.38/12/6	AGG Insulglass LowE Plus - 6.38mm White Trans Laminate / 12mm argon / 6mm LowE Plus	4.3	0.30	0.35	0.56
● CAP-061-043	AGG MAX Clr 6/12/6	AGG Insulglass LowE Max - 6mm LowE Max / 12mm argon / 6mm Clear	4.3	0.20	0.37	0.56
● CAP-061-044	AGG MAX LI 6/12/6	AGG Insulglass LowE Max - 6mm LowE Max / 12mm argon / 6mm Low Iron	4.3	0.20	0.38	0.56
● CAP-061-045	AGG MAX Gy 6/12/6	AGG Insulglass LowE Max - 6mm Grey / 12mm argon / 6mm LowE Max	4.3	0.18	0.18	0.56
● CAP-061-046	AGG MAX Clr lam 6/12/6.38	AGG Insulglass LowE Max - 6mm LowE Max / 12mm argon / 6.38mm Clear Laminate	4.3	0.20	0.37	0.56
● CAP-061-047	AGG MAX WTrans lam 6/12/6.38	AGG Insulglass LowE Max - 6mm LowE Max / 12mm argon / 6.38mm WhiteTrans Laminate	4.3	0.20	0.28	0.56

CAPRAL 50 AWNING WINDOW INTO 419 FLUSHLINE

WERS Window ID	Glazing - Short Name	Glazing - Full Description	Total Window Performance			
			U-Value (Uw)	SHGCw	VLT (Tvw)	AI
CAP-147	50 Awning Window into 419 Flushline - Double Glazed					
● CAP-147-022	AGG PRIME Clr 4/12/4	AGG Insulglass LowE Prime - 4mm LowE Prime / 12mm argon / 4mm Clear	4.6	0.35	0.37	0.56
● CAP-147-023	AGG PRIME Clr 5/12/5	AGG Insulglass LowE Prime - 5mm LowE Prime / 12mm argon / 5mm Clear	4.6	0.34	0.37	0.56
● CAP-147-024	AGG PRIME Clr 6/12/6	AGG Insulglass LowE Prime - 6mm LowE Prime / 12mm argon / 6mm Clear	4.6	0.34	0.36	0.56
● CAP-147-025	AGG PRIME Clr 8/12/8	AGG Insulglass LowE Prime - 8mm LowE Prime / 12mm argon / 8mm Clear	4.6	0.33	0.36	0.56
● CAP-147-026	AGG PRIME Gy 4/12/4	AGG Insulglass LowE Prime - 4mm Grey / 12mm argon / 4mm LowE Prime	4.6	0.31	0.23	0.56
● CAP-147-027	AGG PRIME Gy 6/12/6	AGG Insulglass LowE Prime - 6mm Grey / 12mm argon / 6mm LowE Prime	4.6	0.26	0.18	0.56
● CAP-147-028	AGG PRIME Clr lam 4/12/6.38	AGG Insulglass LowE Prime - 4mm LowE Prime / 12mm argon / 6.38mm Clear Laminate	4.6	0.34	0.37	0.56
● CAP-147-029	AGG PRIME Clr lam 6/12/6.38	AGG Insulglass LowE Prime - 6mm LowE Prime / 12mm argon / 6.38mm Clear Laminate	4.6	0.33	0.36	0.56
● CAP-147-030	AGG PRIME WTrans lam 4/12/6.38	AGG Insulglass LowE Prime - 4mm LowE Prime / 12mm argon / 6.38mm WhiteTrans Laminate	4.6	0.33	0.28	0.56
● CAP-147-031	AGG PRIME WTrans lam 6/12/6.38	AGG Insulglass LowE Prime - 6mm LowE Prime / 12mm argon / 6.38mm WhiteTrans Laminate	4.6	0.33	0.28	0.56
● CAP-147-032	AGG PLUS Clr 4/12/4	AGG Insulglass LowE Plus - 4mm Clear / 12mm argon / 4mm LowE Plus	4.5	0.37	0.43	0.56
● CAP-147-033	AGG PLUS Clr 5/12/5	AGG Insulglass LowE Plus - 5mm Clear / 12mm argon / 5mm LowE Plus	4.5	0.37	0.43	0.56
● CAP-147-034	AGG PLUS Clr 6/12/6	AGG Insulglass LowE Plus - 6mm Clear / 12mm argon / 6mm LowE Plus	4.5	0.36	0.42	0.56
● CAP-147-035	AGG PLUS Clr 8/12/8	AGG Insulglass LowE Plus - 8mm Clear / 12mm argon / 8mm LowE Plus	4.5	0.35	0.42	0.56
● CAP-147-036	AGG PLUS Gy 4/12/4	AGG Insulglass LowE Plus - 4mm Grey / 12mm argon / 4mm LowE Plus	4.5	0.28	0.27	0.56
● CAP-147-037	AGG PLUS Gy 6/12/6	AGG Insulglass LowE Plus - 6mm Grey / 12mm argon / 6mm LowE Plus	4.5	0.24	0.21	0.56
● CAP-147-038	AGG PLUS Clr lam 6.38/12/4	AGG Insulglass LowE Plus - 6.38mm Clear Laminate / 12mm argon / 4mm LowE Plus	4.5	0.35	0.43	0.56
● CAP-147-039	AGG PLUS Clr lam 6.38/12/6	AGG Insulglass LowE Plus - 6.38mm Clear Laminate / 12mm argon / 6mm LowE Plus	4.5	0.35	0.43	0.56
● CAP-147-040	AGG PLUS WTrans lam 6.38/12/4	AGG Insulglass LowE Plus - 6.38mm WhiteTrans Laminate / 12mm argon / 4mm LowE Plus	4.5	0.29	0.33	0.56
● CAP-147-041	AGG PLUS WTrans lam 6.38/12/6	AGG Insulglass LowE Plus - 6.38mm White Trans Laminate / 12mm argon / 6mm LowE Plus	4.5	0.29	0.32	0.56
● CAP-147-042	AGG MAX Clr 6/12/6	AGG Insulglass LowE Max - 6mm LowE Max / 12mm argon / 6mm Clear	4.4	0.19	0.35	0.56
● CAP-147-043	AGG MAX LI 6/12/6	AGG Insulglass LowE Max - 6mm LowE Max / 12mm argon / 6mm Low Iron	4.4	0.19	0.35	0.56
● CAP-147-044	AGG MAX Gy 6/12/6	AGG Insulglass LowE Max - 6mm Grey / 12mm argon / 6mm LowE Max	4.4	0.17	0.17	0.56
● CAP-147-045	AGG MAX Clr lam 6/12/6.38	AGG Insulglass LowE Max - 6mm LowE Max / 12mm argon / 6.38mm Clear Laminate	4.4	0.19	0.35	0.56
● CAP-147-046	AGG MAX WTrans lam 6/12/6.38	AGG Insulglass LowE Max - 6mm LowE Max / 12mm argon / 6.38mm WhiteTrans Laminate	4.4	0.19	0.26	0.56

CAPRAL EURO AWNING WINDOW INTO 400 NARROWLINE

WERS Window ID	Glazing - Short Name	Glazing - Full Description	Total Window Performance			
			U-Value (Uw)	SHGCw	VLT (Tvw)	AI
CAP-138	Euro Awning Window into 400 Narrowline - Double Glazed					
● CAP-138-014	AGG PRIME Clr 4/12/4	AGG Insulglass LowE Prime - 4mm LowE Prime / 12mm argon / 4mm Clear	4.6	0.29	0.31	0.19
● CAP-138-015	AGG PRIME Clr 5/12/5	AGG Insulglass LowE Prime - 5mm LowE Prime / 12mm argon / 5mm Clear	4.6	0.29	0.31	0.19
● CAP-138-016	AGG PRIME Clr 6/12/6	AGG Insulglass LowE Prime - 6mm LowE Prime / 12mm argon / 6mm Clear	4.6	0.28	0.30	0.19
● CAP-138-017	AGG PRIME Clr 8/12/8	AGG Insulglass LowE Prime - 8mm LowE Prime / 12mm argon / 8mm Clear	4.5	0.27	0.30	0.19
● CAP-138-018	AGG PRIME Gy 4/12/4	AGG Insulglass LowE Prime - 4mm Grey / 12mm argon / 4mm LowE Prime	4.6	0.26	0.19	0.19
● CAP-138-019	AGG PRIME Gy 6/12/6	AGG Insulglass LowE Prime - 6mm Grey / 12mm argon / 6mm LowE Prime	4.6	0.22	0.15	0.19
● CAP-138-020	AGG PRIME Clr lam 4/12/6.38	AGG Insulglass LowE Prime - 4mm LowE Prime / 12mm argon / 6.38mm Clear Laminate	4.6	0.29	0.31	0.19
● CAP-138-021	AGG PRIME Clr lam 6/12/6.38	AGG Insulglass LowE Prime - 6mm LowE Prime / 12mm argon / 6.38mm Clear Laminate	4.5	0.28	0.31	0.19
● CAP-138-022	AGG PRIME WTrans lam 4/12/6.38	AGG Insulglass LowE Prime - 4mm LowE Prime / 12mm argon / 6.38mm WhiteTrans Laminate	4.6	0.28	0.23	0.19
● CAP-138-023	AGG PRIME WTrans lam 6/12/6.38	AGG Insulglass LowE Prime - 6mm LowE Prime / 12mm argon / 6.38mm WhiteTrans Laminate	4.5	0.27	0.23	0.19
● CAP-138-024	AGG PLUS Clr 4/12/4	AGG Insulglass LowE Plus - 4mm Clear / 12mm argon / 4mm LowE Plus	4.5	0.31	0.36	0.19
● CAP-138-025	AGG PLUS Clr 5/12/5	AGG Insulglass LowE Plus - 5mm Clear / 12mm argon / 5mm LowE Plus	4.5	0.31	0.36	0.19
● CAP-138-026	AGG PLUS Clr 6/12/6	AGG Insulglass LowE Plus - 6mm Clear / 12mm argon / 6mm LowE Plus	4.5	0.30	0.36	0.19
● CAP-138-027	AGG PLUS Clr 8/12/8	AGG Insulglass LowE Plus - 8mm Clear / 12mm argon / 8mm LowE Plus	4.4	0.30	0.35	0.19
● CAP-138-028	AGG PLUS Gy 4/12/4	AGG Insulglass LowE Plus - 4mm Grey / 12mm argon / 4mm LowE Plus	4.5	0.23	0.23	0.19
● CAP-138-029	AGG PLUS Gy 6/12/6	AGG Insulglass LowE Plus - 6mm Grey / 12mm argon / 6mm LowE Plus	4.5	0.20	0.18	0.19
● CAP-138-030	AGG PLUS Clr lam 6.38/12/4	AGG Insulglass LowE Plus - 6.38mm Clear Laminate / 12mm argon / 4mm LowE Plus	4.5	0.30	0.36	0.19
● CAP-138-031	AGG PLUS Clr lam 6.38/12/6	AGG Insulglass LowE Plus - 6.38mm Clear Laminate / 12mm argon / 6mm LowE Plus	4.4	0.30	0.36	0.19
● CAP-138-032	AGG PLUS WTrans lam 6.38/12/4	AGG Insulglass LowE Plus - 6.38mm WhiteTrans Laminate / 12mm argon / 4mm LowE Plus	4.5	0.25	0.27	0.19
● CAP-138-033	AGG PLUS WTrans lam 6.38/12/6	AGG Insulglass LowE Plus - 6.38mm White Trans Laminate / 12mm argon / 6mm LowE Plus	4.4	0.24	0.27	0.19
● CAP-138-034	AGG MAX Clr 6/12/6	AGG Insulglass LowE Max - 6mm LowE Max / 12mm argon / 6mm Clear	4.4	0.16	0.29	0.19
● CAP-138-035	AGG MAX LI 6/12/6	AGG Insulglass LowE Max - 6mm LowE Max / 12mm argon / 6mm Low Iron	4.4	0.16	0.30	0.19
● CAP-138-036	AGG MAX Gy 6/12/6	AGG Insulglass LowE Max - 6mm Grey / 12mm argon / 6mm LowE Max	4.4	0.14	0.14	0.19
● CAP-138-037	AGG MAX Clr lam 6/12/6.38	AGG Insulglass LowE Max - 6mm LowE Max / 12mm argon / 6.38mm Clear Laminate	4.4	0.16	0.29	0.19
● CAP-138-038	AGG MAX WTrans lam 6/12/6.38	AGG Insulglass LowE Max - 6mm LowE Max / 12mm argon / 6.38mm WhiteTrans Laminate	4.4	0.16	0.22	0.19

CAPRAL EURO AWNING WINDOW INTO 419 FLUSHLINE

WERS Window ID	Glazing - Short Name	Glazing - Full Description	Total Window Performance			
			U-Value (Uw)	SHGCw	VLT (Tvw)	AI
CAP-136	Euro Awning Window into 419 Flushline - Double Glazed					
● CAP-136-017	AGG PRIME Clr 4/12/4	AGG Insulglass LowE Prime - 4mm LowE Prime / 12mm argon / 4mm Clear	4.9	0.29	0.30	0.01
● CAP-136-018	AGG PRIME Clr 5/12/5	AGG Insulglass LowE Prime - 5mm LowE Prime / 12mm argon / 5mm Clear	4.9	0.29	0.29	0.01
● CAP-136-019	AGG PRIME Clr 6/12/6	AGG Insulglass LowE Prime - 6mm LowE Prime / 12mm argon / 6mm Clear	4.8	0.28	0.29	0.01
● CAP-136-020	AGG PRIME Clr 8/12/8	AGG Insulglass LowE Prime - 8mm LowE Prime / 12mm argon / 8mm Clear	4.8	0.28	0.29	0.01
● CAP-136-021	AGG PRIME Gy 4/12/4	AGG Insulglass LowE Prime - 4mm Grey / 12mm argon / 4mm LowE Prime	4.9	0.26	0.18	0.01
● CAP-136-022	AGG PRIME Gy 6/12/6	AGG Insulglass LowE Prime - 6mm Grey / 12mm argon / 6mm LowE Prime	4.8	0.22	0.14	0.01
● CAP-136-023	AGG PRIME Clr lam 4/12/6.38	AGG Insulglass LowE Prime - 4mm LowE Prime / 12mm argon / 6.38mm Clear Laminate	4.8	0.29	0.29	0.01
● CAP-136-024	AGG PRIME Clr lam 6/12/6.38	AGG Insulglass LowE Prime - 6mm LowE Prime / 12mm argon / 6.38mm Clear Laminate	4.8	0.28	0.29	0.01
● CAP-136-025	AGG PRIME WTrans lam 4/12/6.38	AGG Insulglass LowE Prime - 4mm LowE Prime / 12mm argon / 6.38mm WhiteTrans Laminate	4.8	0.28	0.22	0.01
● CAP-136-026	AGG PRIME WTrans lam 6/12/6.38	AGG Insulglass LowE Prime - 6mm LowE Prime / 12mm argon / 6.38mm WhiteTrans Laminate	4.8	0.28	0.22	0.01
● CAP-136-027	AGG PLUS Clr 4/12/4	AGG Insulglass LowE Plus - 4mm Clear / 12mm argon / 4mm LowE Plus	4.8	0.31	0.35	0.01
● CAP-136-028	AGG PLUS Clr 5/12/5	AGG Insulglass LowE Plus - 5mm Clear / 12mm argon / 5mm LowE Plus	4.8	0.31	0.34	0.01
● CAP-136-029	AGG PLUS Clr 6/12/6	AGG Insulglass LowE Plus - 6mm Clear / 12mm argon / 6mm LowE Plus	4.7	0.31	0.34	0.01
● CAP-136-030	AGG PLUS Clr 8/12/8	AGG Insulglass LowE Plus - 8mm Clear / 12mm argon / 8mm LowE Plus	4.7	0.30	0.33	0.01
● CAP-136-031	AGG PLUS Gy 4/12/4	AGG Insulglass LowE Plus - 4mm Grey / 12mm argon / 4mm LowE Plus	4.8	0.24	0.22	0.01
● CAP-136-032	AGG PLUS Gy 6/12/6	AGG Insulglass LowE Plus - 6mm Grey / 12mm argon / 6mm LowE Plus	4.7	0.21	0.17	0.01
● CAP-136-033	AGG PLUS Clr lam 6.38/12/4	AGG Insulglass LowE Plus - 6.38mm Clear Laminate / 12mm argon / 4mm LowE Plus	4.7	0.30	0.34	0.01
● CAP-136-034	AGG PLUS Clr lam 6.38/12/6	AGG Insulglass LowE Plus - 6.38mm Clear Laminate / 12mm argon / 6mm LowE Plus	4.7	0.30	0.34	0.01
● CAP-136-035	AGG PLUS WTrans lam 6.38/12/4	AGG Insulglass LowE Plus - 6.38mm WhiteTrans Laminate / 12mm argon / 4mm LowE Plus	4.7	0.25	0.26	0.01
● CAP-136-036	AGG PLUS WTrans lam 6.38/12/6	AGG Insulglass LowE Plus - 6.38mm White Trans Laminate / 12mm argon / 6mm LowE Plus	4.7	0.25	0.26	0.01
● CAP-136-037	AGG MAX Clr 6/12/6	AGG Insulglass LowE Max - 6mm LowE Max / 12mm argon / 6mm Clear	4.7	0.17	0.28	0.01
● CAP-136-038	AGG MAX LI 6/12/6	AGG Insulglass LowE Max - 6mm LowE Max / 12mm argon / 6mm Low Iron	4.7	0.17	0.28	0.01
● CAP-136-039	AGG MAX Gy 6/12/6	AGG Insulglass LowE Max - 6mm Grey / 12mm argon / 6mm LowE Max	4.7	0.15	0.14	0.01
● CAP-136-040	AGG MAX Clr lam 6/12/6.38	AGG Insulglass LowE Max - 6mm LowE Max / 12mm argon / 6.38mm Clear Laminate	4.7	0.17	0.28	0.01
● CAP-136-041	AGG MAX WTrans lam 6/12/6.38	AGG Insulglass LowE Max - 6mm LowE Max / 12mm argon / 6.38mm WhiteTrans Laminate	4.7	0.17	0.21	0.01

CAPRAL EURO T&T WINDOW INTO 400 NARROWLINE

WERS Window ID	Glazing - Short Name	Glazing - Full Description	Total Window Performance			
			U-Value (Uw)	SHGCw	VLT (Tvw)	AI
CAP-121	Euro T&T Window into 400 Narrowline - Double Glazed					
● CAP-121-006	AGG PRIME Clr 4/12/4	AGG Insulglass LowE Prime - 4mm LowE Prime / 12mm argon / 4mm Clear	4.7	0.30	0.31	0.58
● CAP-121-007	AGG PRIME Clr 5/12/5	AGG Insulglass LowE Prime - 5mm LowE Prime / 12mm argon / 5mm Clear	4.7	0.29	0.31	0.58
● CAP-121-008	AGG PRIME Clr 6/12/6	AGG Insulglass LowE Prime - 6mm LowE Prime / 12mm argon / 6mm Clear	4.6	0.29	0.31	0.58
● CAP-121-009	AGG PRIME Clr 8/12/8	AGG Insulglass LowE Prime - 8mm LowE Prime / 12mm argon / 8mm Clear	4.6	0.28	0.30	0.58
● CAP-121-010	AGG PRIME Gy 4/12/4	AGG Insulglass LowE Prime - 4mm Grey / 12mm argon / 4mm LowE Prime	4.7	0.26	0.20	0.58
● CAP-121-011	AGG PRIME Gy 6/12/6	AGG Insulglass LowE Prime - 6mm Grey / 12mm argon / 6mm LowE Prime	4.6	0.22	0.15	0.58
● CAP-121-012	AGG PRIME Clr lam 4/12/6.38	AGG Insulglass LowE Prime - 4mm LowE Prime / 12mm argon / 6.38mm Clear Laminate	4.6	0.29	0.31	0.58
● CAP-121-013	AGG PRIME Clr lam 6/12/6.38	AGG Insulglass LowE Prime - 6mm LowE Prime / 12mm argon / 6.38mm Clear Laminate	4.6	0.29	0.31	0.58
● CAP-121-014	AGG PRIME WTrans lam 4/12/6.38	AGG Insulglass LowE Prime - 4mm LowE Prime / 12mm argon / 6.38mm WhiteTrans Laminate	4.6	0.28	0.24	0.58
● CAP-121-015	AGG PRIME WTrans lam 6/12/6.38	AGG Insulglass LowE Prime - 6mm LowE Prime / 12mm argon / 6.38mm WhiteTrans Laminate	4.6	0.28	0.24	0.58
● CAP-121-016	AGG PLUS Clr 4/12/4	AGG Insulglass LowE Plus - 4mm Clear / 12mm argon / 4mm LowE Plus	4.6	0.32	0.37	0.58
● CAP-121-017	AGG PLUS Clr 5/12/5	AGG Insulglass LowE Plus - 5mm Clear / 12mm argon / 5mm LowE Plus	4.5	0.31	0.36	0.58
● CAP-121-018	AGG PLUS Clr 6/12/6	AGG Insulglass LowE Plus - 6mm Clear / 12mm argon / 6mm LowE Plus	4.5	0.31	0.36	0.58
● CAP-121-019	AGG PLUS Clr 8/12/8	AGG Insulglass LowE Plus - 8mm Clear / 12mm argon / 8mm LowE Plus	4.5	0.30	0.36	0.58
● CAP-121-020	AGG PLUS Gy 4/12/4	AGG Insulglass LowE Plus - 4mm Grey / 12mm argon / 4mm LowE Plus	4.6	0.24	0.23	0.58
● CAP-121-021	AGG PLUS Gy 6/12/6	AGG Insulglass LowE Plus - 6mm Grey / 12mm argon / 6mm LowE Plus	4.5	0.20	0.18	0.58
● CAP-121-022	AGG PLUS Clr lam 6.38/12/4	AGG Insulglass LowE Plus - 6.38mm Clear Laminate / 12mm argon / 4mm LowE Plus	4.5	0.30	0.37	0.58
● CAP-121-023	AGG PLUS Clr lam 6.38/12/6	AGG Insulglass LowE Plus - 6.38mm Clear Laminate / 12mm argon / 6mm LowE Plus	4.5	0.30	0.36	0.58
● CAP-121-024	AGG PLUS WTrans lam 6.38/12/4	AGG Insulglass LowE Plus - 6.38mm WhiteTrans Laminate / 12mm argon / 4mm LowE Plus	4.5	0.25	0.28	0.58
● CAP-121-025	AGG PLUS WTrans lam 6.38/12/6	AGG Insulglass LowE Plus - 6.38mm White Trans Laminate / 12mm argon / 6mm LowE Plus	4.5	0.25	0.28	0.58
● CAP-121-026	AGG MAX Clr 6/12/6	AGG Insulglass LowE Max - 6mm LowE Max / 12mm argon / 6mm Clear	4.5	0.17	0.29	0.58
● CAP-121-027	AGG MAX LI 6/12/6	AGG Insulglass LowE Max - 6mm LowE Max / 12mm argon / 6mm Low Iron	4.5	0.17	0.30	0.58
● CAP-121-028	AGG MAX Gy 6/12/6	AGG Insulglass LowE Max - 6mm Grey / 12mm argon / 6mm LowE Max	4.5	0.15	0.15	0.58
● CAP-121-029	AGG MAX Clr lam 6/12/6.38	AGG Insulglass LowE Max - 6mm LowE Max / 12mm argon / 6.38mm Clear Laminate	4.5	0.17	0.30	0.58
● CAP-121-030	AGG MAX WTrans lam 6/12/6.38	AGG Insulglass LowE Max - 6mm LowE Max / 12mm argon / 6.38mm WhiteTrans Laminate	4.5	0.16	0.23	0.58

CAPRAL EURO T&T WINDOW INTO 100mm 419 FLUSHLINE

WERS Window ID	Glazing - Short Name	Glazing - Full Description	Total Window Performance			
			U-Value (Uw)	SHGCw	VLT (Tvw)	AI
CAP-119	Euro T&T Window into 100mm 419 Flushline - Double Glazed					
● CAP-119-007	AGG PRIME Clr 4/12/4	AGG Insulglass LowE Prime - 4mm LowE Prime / 12mm argon / 4mm Clear	5.0	0.30	0.30	0.12
● CAP-119-008	AGG PRIME Clr 5/12/5	AGG Insulglass LowE Prime - 5mm LowE Prime / 12mm argon / 5mm Clear	4.9	0.29	0.30	0.12
● CAP-119-009	AGG PRIME Clr 6/12/6	AGG Insulglass LowE Prime - 6mm LowE Prime / 12mm argon / 6mm Clear	4.9	0.29	0.29	0.12
● CAP-119-010	AGG PRIME Clr 8/12/8	AGG Insulglass LowE Prime - 8mm LowE Prime / 12mm argon / 8mm Clear	4.9	0.28	0.29	0.12
● CAP-119-011	AGG PRIME Gy 4/12/4	AGG Insulglass LowE Prime - 4mm Grey / 12mm argon / 4mm LowE Prime	5.0	0.27	0.19	0.12
● CAP-119-012	AGG PRIME Gy 6/12/6	AGG Insulglass LowE Prime - 6mm Grey / 12mm argon / 6mm LowE Prime	4.9	0.23	0.15	0.12
● CAP-119-013	AGG PRIME Clr lam 4/12/6.38	AGG Insulglass LowE Prime - 4mm LowE Prime / 12mm argon / 6.38mm Clear Laminate	4.9	0.30	0.30	0.12
● CAP-119-014	AGG PRIME Clr lam 6/12/6.38	AGG Insulglass LowE Prime - 6mm LowE Prime / 12mm argon / 6.38mm Clear Laminate	4.9	0.29	0.30	0.12
● CAP-119-015	AGG PRIME WTrans lam 4/12/6.38	AGG Insulglass LowE Prime - 4mm LowE Prime / 12mm argon / 6.38mm WhiteTrans Laminate	4.9	0.29	0.23	0.12
● CAP-119-016	AGG PRIME WTrans lam 6/12/6.38	AGG Insulglass LowE Prime - 6mm LowE Prime / 12mm argon / 6.38mm WhiteTrans Laminate	4.9	0.28	0.23	0.12
● CAP-119-017	AGG PLUS Clr 4/12/4	AGG Insulglass LowE Plus - 4mm Clear / 12mm argon / 4mm LowE Plus	4.9	0.32	0.35	0.12
● CAP-119-018	AGG PLUS Clr 5/12/5	AGG Insulglass LowE Plus - 5mm Clear / 12mm argon / 5mm LowE Plus	4.8	0.32	0.35	0.12
● CAP-119-019	AGG PLUS Clr 6/12/6	AGG Insulglass LowE Plus - 6mm Clear / 12mm argon / 6mm LowE Plus	4.8	0.31	0.34	0.12
● CAP-119-020	AGG PLUS Clr 8/12/8	AGG Insulglass LowE Plus - 8mm Clear / 12mm argon / 8mm LowE Plus	4.8	0.30	0.34	0.12
● CAP-119-021	AGG PLUS Gy 4/12/4	AGG Insulglass LowE Plus - 4mm Grey / 12mm argon / 4mm LowE Plus	4.9	0.24	0.22	0.12
● CAP-119-022	AGG PLUS Gy 6/12/6	AGG Insulglass LowE Plus - 6mm Grey / 12mm argon / 6mm LowE Plus	4.8	0.21	0.17	0.12
● CAP-119-023	AGG PLUS Clr lam 6.38/12/4	AGG Insulglass LowE Plus - 6.38mm Clear Laminate / 12mm argon / 4mm LowE Plus	4.8	0.30	0.35	0.12
● CAP-119-024	AGG PLUS Clr lam 6.38/12/6	AGG Insulglass LowE Plus - 6.38mm Clear Laminate / 12mm argon / 6mm LowE Plus	4.8	0.30	0.35	0.12
● CAP-119-025	AGG PLUS WTrans lam 6.38/12/4	AGG Insulglass LowE Plus - 6.38mm WhiteTrans Laminate / 12mm argon / 4mm LowE Plus	4.8	0.25	0.27	0.12
● CAP-119-026	AGG PLUS WTrans lam 6.38/12/6	AGG Insulglass LowE Plus - 6.38mm White Trans Laminate / 12mm argon / 6mm LowE Plus	4.8	0.25	0.26	0.12
● CAP-119-027	AGG MAX Clr 6/12/6	AGG Insulglass LowE Max - 6mm LowE Max / 12mm argon / 6mm Clear	4.8	0.17	0.28	0.12
● CAP-119-028	AGG MAX LI 6/12/6	AGG Insulglass LowE Max - 6mm LowE Max / 12mm argon / 6mm Low Iron	4.8	0.18	0.29	0.12
● CAP-119-029	AGG MAX Gy 6/12/6	AGG Insulglass LowE Max - 6mm Grey / 12mm argon / 6mm LowE Max	4.8	0.16	0.14	0.12
● CAP-119-030	AGG MAX Clr lam 6/12/6.38	AGG Insulglass LowE Max - 6mm LowE Max / 12mm argon / 6.38mm Clear Laminate	4.8	0.17	0.28	0.12
● CAP-119-031	AGG MAX WTrans lam 6/12/6.38	AGG Insulglass LowE Max - 6mm LowE Max / 12mm argon / 6.38mm WhiteTrans Laminate	4.8	0.17	0.22	0.12

CAPRAL 384 SLIDING WINDOW

WERS Window ID	Glazing - Short Name	Glazing - Full Description	Total Window Performance			
			U-Value (Uw)	SHGCw	VLT (Tvw)	AI
CAP-154	384 Sliding Window - Double Glazed					
● CAP-154-013	AGG PRIME Clr 4/10/4	AGG Insulglass LowE Prime - 4mm LowE Prime / 10mm argon / 4mm Clear	3.5	0.44	0.51	0.30
● CAP-154-014	AGG PRIME Clr 5/8/5	AGG Insulglass LowE Prime - 5mm LowE Prime / 8mm argon / 5mm Clear	3.6	0.43	0.51	0.30
● CAP-154-015	AGG PRIME Clr 4/8/6	AGG Insulglass LowE Prime - 4mm LowE Prime / 8mm argon / 6mm Clear	3.6	0.43	0.51	0.30
● CAP-154-016	AGG PRIME Gy 4/10/4	AGG Insulglass LowE Prime - 4mm Grey / 10mm argon / 4mm LowE Prime	3.5	0.38	0.32	0.30
● CAP-154-017	AGG PRIME Gy 6/8/4	AGG Insulglass LowE Prime - 6mm Grey / 8mm argon / 4mm LowE Prime	3.6	0.32	0.25	0.30
● CAP-154-018	AGG PRIME Clr lam 4/8/6.38	AGG Insulglass LowE Prime - 4mm LowE Prime / 8mm argon / 6.38mm Clear Laminate	3.6	0.43	0.51	0.30
● CAP-154-019	AGG PRIME WTrans lam 4/8/6.38	AGG Insulglass LowE Prime - 4mm LowE Prime / 8mm argon / 6.38mm WhiteTrans Laminate	3.6	0.41	0.39	0.30
● CAP-154-020	AGG PLUS Clr 4/10/4	AGG Insulglass LowE Plus - 4mm Clear / 10mm argon / 4mm LowE Plus	3.3	0.47	0.60	0.30
● CAP-154-021	AGG PLUS Clr 5/8/5	AGG Insulglass LowE Plus - 5mm Clear / 8mm argon / 5mm LowE Plus	3.4	0.46	0.59	0.30
● CAP-154-022	AGG PLUS Clr 6/8/4	AGG Insulglass LowE Plus - 6mm Clear / 8mm argon / 4mm LowE Plus	3.4	0.46	0.59	0.30
● CAP-154-023	AGG PLUS Gy 4/10/4	AGG Insulglass LowE Plus - 4mm Grey / 10mm argon / 4mm LowE Plus	3.3	0.34	0.37	0.30
● CAP-154-024	AGG PLUS Gy 6/8/4	AGG Insulglass LowE Plus - 6mm Grey / 8mm argon / 4mm LowE Plus	3.4	0.29	0.29	0.30
● CAP-154-025	AGG PLUS Clr lam 6.38/8/4	AGG Insulglass LowE Plus - 6.38mm Clear Laminate / 8mm argon / 4mm LowE Plus	3.4	0.45	0.60	0.30
● CAP-154-026	AGG PLUS WTrans lam 6.38/8/4	AGG Insulglass LowE Plus - 6.38mm WhiteTrans Laminate / 8mm argon / 4mm LowE Plus	3.4	0.36	0.45	0.30
● CAP-154-027	AGG MAX Clr 6/8/4	AGG Insulglass LowE Max - 6mm LowE Max / 8mm argon / 4mm Clear	3.4	0.23	0.48	0.30
● CAP-154-028	AGG MAX Gy 6/8/4	AGG Insulglass LowE Max - 6mm LowE Max / 8mm argon / 4mm Grey	3.4	0.22	0.30	0.30
● CAP-154-029	AGG MAX Clr lam 6/6/6.38	AGG Insulglass LowE Max - 6mm LowE Max / 6mm argon / 6.38mm Clear Laminate	3.6	0.23	0.48	0.30
● CAP-154-030	AGG MAX WTrans lam 6/6/6.38	AGG Insulglass LowE Max - 6mm LowE Max / 6mm argon / 6.38mm WhiteTrans Laminate	3.6	0.22	0.37	0.30

CAPRAL 480 SLIDING WINDOW

WERS Window ID	Glazing - Short Name	Glazing - Full Description	Total Window Performance			
			U-Value (Uw)	SHGCw	VLT (Tvw)	AI
CAP-027	480 Sliding Window - Double Glazed					
● CAP-027-014	AGG PRIME Clr 4/10/4	AGG Insulglass LowE Prime - 4mm LowE Prime / 10mm argon / 4mm Clear	4.0	0.42	0.49	0.61
● CAP-027-015	AGG PRIME Clr 5/8/5	AGG Insulglass LowE Prime - 5mm LowE Prime / 8mm argon / 5mm Clear	4.2	0.41	0.49	0.61
● CAP-027-016	AGG PRIME Clr 4/8/6	AGG Insulglass LowE Prime - 4mm LowE Prime / 8mm argon / 6mm Clear	4.2	0.42	0.49	0.61
● CAP-027-017	AGG PRIME Gy 4/10/4	AGG Insulglass LowE Prime - 4mm Grey / 10mm argon / 4mm LowE Prime	4.0	0.37	0.31	0.61
● CAP-027-018	AGG PRIME Gy 6/8/4	AGG Insulglass LowE Prime - 6mm Grey / 8mm argon / 4mm LowE Prime	4.2	0.31	0.24	0.61
● CAP-027-019	AGG PRIME Clr lam 4/8/6.38	AGG Insulglass LowE Prime - 4mm LowE Prime / 8mm argon / 6.38mm Clear Laminate	4.1	0.42	0.49	0.61
● CAP-027-020	AGG PRIME WTrans lam 4/8/6.38	AGG Insulglass LowE Prime - 4mm LowE Prime / 8mm argon / 6.38mm WhiteTrans Laminate	4.1	0.40	0.37	0.61
● CAP-027-021	AGG PLUS Clr 4/10/4	AGG Insulglass LowE Plus - 4mm Clear / 10mm argon / 4mm LowE Plus	3.9	0.45	0.57	0.61
● CAP-027-022	AGG PLUS Clr 5/8/5	AGG Insulglass LowE Plus - 5mm Clear / 8mm argon / 5mm LowE Plus	4.0	0.45	0.57	0.61
● CAP-027-023	AGG PLUS Clr 6/8/4	AGG Insulglass LowE Plus - 6mm Clear / 8mm argon / 4mm LowE Plus	4.0	0.44	0.57	0.61
● CAP-027-024	AGG PLUS Gy 4/10/4	AGG Insulglass LowE Plus - 4mm Grey / 10mm argon / 4mm LowE Plus	3.9	0.33	0.36	0.61
● CAP-027-025	AGG PLUS Gy 6/8/4	AGG Insulglass LowE Plus - 6mm Grey / 8mm argon / 4mm LowE Plus	4.0	0.28	0.28	0.61
● CAP-027-026	AGG PLUS Clr lam 6.38/8/4	AGG Insulglass LowE Plus - 6.38mm Clear Laminate / 8mm argon / 4mm LowE Plus	4.0	0.43	0.57	0.61
● CAP-027-027	AGG PLUS WTrans lam 6.38/8/4	AGG Insulglass LowE Plus - 6.38mm WhiteTrans Laminate / 8mm argon / 4mm LowE Plus	4.0	0.35	0.43	0.61
● CAP-027-028	AGG MAX Clr 6/8/4	AGG Insulglass LowE Max - 6mm LowE Max / 8mm argon / 4mm Clear	3.9	0.22	0.46	0.61
● CAP-027-029	AGG MAX Gy 6/8/4	AGG Insulglass LowE Max - 6mm LowE Max / 8mm argon / 4mm Grey	3.9	0.21	0.29	0.61
● CAP-027-030	AGG MAX Clr lam 6/6/6.38	AGG Insulglass LowE Max - 6mm LowE Max / 6mm argon / 6.38mm Clear Laminate	4.1	0.22	0.46	0.61
● CAP-027-031	AGG MAX WTrans lam 6/6/6.38	AGG Insulglass LowE Max - 6mm LowE Max / 6mm argon / 6.38mm WhiteTrans Laminate	4.1	0.21	0.35	0.61

CAPRAL 950 SLIDING WINDOW

WERS Window ID	Glazing - Short Name	Glazing - Full Description	Total Window Performance			
			U-Value (Uw)	SHGCw	VLT (Tvw)	AI
CAP-065	950 Sliding Window - Double Glazed					
● CAP-065-034	AGG PRIME Clr 4/12/4	AGG Insulglass LowE Prime - 4mm LowE Prime / 12mm argon / 4mm Clear	3.8	0.41	0.47	0.23
● CAP-065-035	AGG PRIME Clr 5/12/5	AGG Insulglass LowE Prime - 5mm LowE Prime / 12mm argon / 5mm Clear	3.8	0.40	0.47	0.23
● CAP-065-036	AGG PRIME Clr 6/12/6	AGG Insulglass LowE Prime - 6mm LowE Prime / 12mm argon / 6mm Clear	3.8	0.39	0.46	0.23
● CAP-065-037	AGG PRIME Gy 4/12/4	AGG Insulglass LowE Prime - 4mm Grey / 12mm argon / 4mm LowE Prime	3.8	0.36	0.29	0.23
● CAP-065-038	AGG PRIME Gy 6/12/6	AGG Insulglass LowE Prime - 6mm Grey / 12mm argon / 6mm LowE Prime	3.8	0.30	0.23	0.23
● CAP-065-039	AGG PRIME Clr lam 4/12/6.38	AGG Insulglass LowE Prime - 4mm LowE Prime / 12mm argon / 6.38mm Clear Laminate	3.8	0.40	0.47	0.23
● CAP-065-040	AGG PRIME Clr lam 6/12/6.38	AGG Insulglass LowE Prime - 6mm LowE Prime / 12mm argon / 6.38mm Clear Laminate	3.7	0.39	0.46	0.23
● CAP-065-041	AGG PRIME WTrans lam 4/12/6.38	AGG Insulglass LowE Prime - 4mm LowE Prime / 12mm argon / 6.38mm WhiteTrans Laminate	3.8	0.39	0.36	0.23
● CAP-065-042	AGG PRIME WTrans lam 6/12/6.38	AGG Insulglass LowE Prime - 6mm LowE Prime / 12mm argon / 6.38mm WhiteTrans Laminate	3.7	0.38	0.35	0.23
● CAP-065-043	AGG PLUS Clr 4/12/4	AGG Insulglass LowE Plus - 4mm Clear / 12mm argon / 4mm LowE Plus	3.6	0.44	0.55	0.23
● CAP-065-044	AGG PLUS Clr 5/12/5	AGG Insulglass LowE Plus - 5mm Clear / 12mm argon / 5mm LowE Plus	3.6	0.43	0.55	0.23
● CAP-065-045	AGG PLUS Clr 6/12/6	AGG Insulglass LowE Plus - 6mm Clear / 12mm argon / 6mm LowE Plus	3.6	0.43	0.54	0.23
● CAP-065-046	AGG PLUS Gy 4/12/4	AGG Insulglass LowE Plus - 4mm Grey / 12mm argon / 4mm LowE Plus	3.6	0.32	0.34	0.23
● CAP-065-047	AGG PLUS Gy 6/12/6	AGG Insulglass LowE Plus - 6mm Grey / 12mm argon / 6mm LowE Plus	3.6	0.27	0.27	0.23
● CAP-065-048	AGG PLUS Clr lam 6.38/12/4	AGG Insulglass LowE Plus - 6.38mm Clear Laminate / 12mm argon / 4mm LowE Plus	3.6	0.42	0.55	0.23
● CAP-065-049	AGG PLUS Clr lam 6.38/12/6	AGG Insulglass LowE Plus - 6.38mm Clear Laminate / 12mm argon / 6mm LowE Plus	3.6	0.42	0.54	0.23
● CAP-065-050	AGG PLUS WTrans lam 6.38/12/4	AGG Insulglass LowE Plus - 6.38mm WhiteTrans Laminate / 12mm argon / 4mm LowE Plus	3.6	0.34	0.42	0.23
● CAP-065-051	AGG PLUS WTrans lam 6.38/12/6	AGG Insulglass LowE Plus - 6.38mm White Trans Laminate / 12mm argon / 6mm LowE Plus	3.6	0.34	0.41	0.23
● CAP-065-052	AGG MAX Clr 6/12/6	AGG Insulglass LowE Max - 6mm LowE Max / 12mm argon / 6mm Clear	3.6	0.21	0.44	0.23
● CAP-065-053	AGG MAX LI 6/12/6	AGG Insulglass LowE Max - 6mm LowE Max / 12mm argon / 6mm Low Iron	3.6	0.21	0.45	0.23
● CAP-065-054	AGG MAX Gy 6/12/6	AGG Insulglass LowE Max - 6mm Grey / 12mm argon / 6mm LowE Max	3.6	0.18	0.22	0.23
● CAP-065-055	AGG MAX Clr lam 6/12/6.38	AGG Insulglass LowE Max - 6mm LowE Max / 12mm argon / 6.38mm Clear Laminate	3.5	0.21	0.44	0.23
● CAP-065-056	AGG MAX WTrans lam 6/12/6.38	AGG Insulglass LowE Max - 6mm LowE Max / 12mm argon / 6.38mm WhiteTrans Laminate	3.5	0.21	0.34	0.23

CAPRAL 215 HINGED DOOR, OPEN IN, 400 NARROWLINE

WERS Window ID	Glazing - Short Name	Glazing - Full Description	Total Window Performance			
			U-Value (Uw)	SHGCw	VLT (Tvw)	AI
CAP-515	215 Hinged Door, Open In, 400 Narrowline - Double Glazed					
● CAP-515-011	AGG PRIME Clr 4/10/4	AGG Insulglass LowE Prime - 4mm LowE Prime / 10mm argon / 4mm Clear	3.6	0.36	0.42	1.24
● CAP-515-012	AGG PRIME Clr 5/8/5	AGG Insulglass LowE Prime - 5mm LowE Prime / 8mm argon / 5mm Clear	3.7	0.36	0.42	1.24
● CAP-515-013	AGG PRIME Clr 4/8/6	AGG Insulglass LowE Prime - 4mm LowE Prime / 8mm argon / 6mm Clear	3.7	0.36	0.42	1.24
● CAP-515-014	AGG PRIME Gy 4/10/4	AGG Insulglass LowE Prime - 4mm Grey / 10mm argon / 4mm LowE Prime	3.6	0.32	0.26	1.24
● CAP-515-015	AGG PRIME Gy 6/8/4	AGG Insulglass LowE Prime - 6mm Grey / 8mm argon / 4mm LowE Prime	3.7	0.27	0.21	1.24
● CAP-515-016	AGG PRIME Clr lam 4/8/6.38	AGG Insulglass LowE Prime - 4mm LowE Prime / 8mm argon / 6.38mm Clear Laminate	3.7	0.36	0.42	1.24
● CAP-515-017	AGG PRIME WTrans lam 4/8/6.38	AGG Insulglass LowE Prime - 4mm LowE Prime / 8mm argon / 6.38mm WhiteTrans Laminate	3.7	0.34	0.32	1.24
● CAP-515-018	AGG PLUS Clr 4/10/4	AGG Insulglass LowE Plus - 4mm Clear / 10mm argon / 4mm LowE Plus	3.4	0.39	0.49	1.24
● CAP-515-019	AGG PLUS Clr 5/8/5	AGG Insulglass LowE Plus - 5mm Clear / 8mm argon / 5mm LowE Plus	3.5	0.39	0.49	1.24
● CAP-515-020	AGG PLUS Clr 6/8/4	AGG Insulglass LowE Plus - 6mm Clear / 8mm argon / 4mm LowE Plus	3.5	0.38	0.49	1.24
● CAP-515-021	AGG PLUS Gy 4/10/4	AGG Insulglass LowE Plus - 4mm Grey / 10mm argon / 4mm LowE Plus	3.4	0.29	0.31	1.24
● CAP-515-022	AGG PLUS Gy 6/8/4	AGG Insulglass LowE Plus - 6mm Grey / 8mm argon / 4mm LowE Plus	3.5	0.25	0.24	1.24
● CAP-515-023	AGG PLUS Clr lam 6.38/8/4	AGG Insulglass LowE Plus - 6.38mm Clear Laminate / 8mm argon / 4mm LowE Plus	3.5	0.37	0.49	1.24
● CAP-515-024	AGG PLUS WTrans lam 6.38/8/4	AGG Insulglass LowE Plus - 6.38mm WhiteTrans Laminate / 8mm argon / 4mm LowE Plus	3.5	0.31	0.37	1.24
● CAP-515-025	AGG MAX Clr 6/8/4	AGG Insulglass LowE Max - 6mm LowE Max / 8mm argon / 4mm Clear	3.5	0.19	0.40	1.24
● CAP-515-026	AGG MAX Gy 6/8/4	AGG Insulglass LowE Max - 6mm LowE Max / 8mm argon / 4mm Grey	3.5	0.18	0.25	1.24
● CAP-515-027	AGG MAX Clr lam 6/6/6.38	AGG Insulglass LowE Max - 6mm LowE Max / 6mm argon / 6.38mm Clear Laminate	3.7	0.19	0.40	1.24
● CAP-515-028	AGG MAX WTrans lam 6/6/6.38	AGG Insulglass LowE Max - 6mm LowE Max / 6mm argon / 6.38mm WhiteTrans Laminate	3.7	0.19	0.30	1.24

CAPRAL 215 HINGED DOOR, OPEN IN, 419 FLUSHLINE

WERS Window ID	Glazing - Short Name	Glazing - Full Description	Total Window Performance			
			U-Value (Uw)	SHGCw	VLT (Tvw)	AI
CAP-513	215 Hinged Door, Open In, 419 Flushline - Double Glazed					
● CAP-513-009	AGG PRIME Clr 4/10/4	AGG Insulglass LowE Prime - 4mm LowE Prime / 10mm argon / 4mm Clear	3.7	0.36	0.41	1.24
● CAP-513-010	AGG PRIME Clr 5/8/5	AGG Insulglass LowE Prime - 5mm LowE Prime / 8mm argon / 5mm Clear	3.8	0.35	0.41	1.24
● CAP-513-011	AGG PRIME Clr 4/8/6	AGG Insulglass LowE Prime - 4mm LowE Prime / 8mm argon / 6mm Clear	3.8	0.36	0.41	1.24
● CAP-513-012	AGG PRIME Gy 4/10/4	AGG Insulglass LowE Prime - 4mm Grey / 10mm argon / 4mm LowE Prime	3.7	0.31	0.26	1.24
● CAP-513-013	AGG PRIME Gy 6/8/4	AGG Insulglass LowE Prime - 6mm Grey / 8mm argon / 4mm LowE Prime	3.7	0.27	0.20	1.24
● CAP-513-014	AGG PRIME Clr lam 4/8/6.38	AGG Insulglass LowE Prime - 4mm LowE Prime / 8mm argon / 6.38mm Clear Laminate	3.7	0.35	0.41	1.24
● CAP-513-015	AGG PRIME WTrans lam 4/8/6.38	AGG Insulglass LowE Prime - 4mm LowE Prime / 8mm argon / 6.38mm WhiteTrans Laminate	3.7	0.34	0.31	1.24
● CAP-513-016	AGG PLUS Clr 4/10/4	AGG Insulglass LowE Plus - 4mm Clear / 10mm argon / 4mm LowE Plus	3.5	0.39	0.48	1.24
● CAP-513-017	AGG PLUS Clr 5/8/5	AGG Insulglass LowE Plus - 5mm Clear / 8mm argon / 5mm LowE Plus	3.6	0.38	0.48	1.24
● CAP-513-018	AGG PLUS Clr 6/8/4	AGG Insulglass LowE Plus - 6mm Clear / 8mm argon / 4mm LowE Plus	3.6	0.38	0.48	1.24
● CAP-513-019	AGG PLUS Gy 4/10/4	AGG Insulglass LowE Plus - 4mm Grey / 10mm argon / 4mm LowE Plus	3.5	0.28	0.30	1.24
● CAP-513-020	AGG PLUS Gy 6/8/4	AGG Insulglass LowE Plus - 6mm Grey / 8mm argon / 4mm LowE Plus	3.6	0.24	0.24	1.24
● CAP-513-021	AGG PLUS Clr lam 6.38/8/4	AGG Insulglass LowE Plus - 6.38mm Clear Laminate / 8mm argon / 4mm LowE Plus	3.6	0.37	0.48	1.24
● CAP-513-022	AGG PLUS WTrans lam 6.38/8/4	AGG Insulglass LowE Plus - 6.38mm WhiteTrans Laminate / 8mm argon / 4mm LowE Plus	3.6	0.30	0.37	1.24
● CAP-513-023	AGG MAX Clr 6/8/4	AGG Insulglass LowE Max - 6mm LowE Max / 8mm argon / 4mm Clear	3.6	0.19	0.39	1.24
● CAP-513-024	AGG MAX Gy 6/8/4	AGG Insulglass LowE Max - 6mm LowE Max / 8mm argon / 4mm Grey	3.6	0.18	0.24	1.24
● CAP-513-025	AGG MAX Clr lam 6/6/6.38	AGG Insulglass LowE Max - 6mm LowE Max / 6mm argon / 6.38mm Clear Laminate	3.7	0.19	0.39	1.24
● CAP-513-026	AGG MAX WTrans lam 6/6/6.38	AGG Insulglass LowE Max - 6mm LowE Max / 6mm argon / 6.38mm WhiteTrans Laminate	3.7	0.18	0.30	1.24

CAPRAL 225 HINGED DOOR, OPEN IN, 400 NARROWLINE

WERS Window ID	Glazing - Short Name	Glazing - Full Description	Total Window Performance			
			U-Value (Uw)	SHGCw	VLT (Tvw)	AI
CAP-519	225 Hinged Door, Open In, 400 Narrowline - Double Glazed					
● CAP-519-018	AGG PRIME Clr 4/12/4	AGG Insulglass LowE Prime - 4mm LowE Prime / 12mm argon / 4mm Clear	3.5	0.37	0.43	0.53
● CAP-519-019	AGG PRIME Clr 5/12/5	AGG Insulglass LowE Prime - 5mm LowE Prime / 12mm argon / 5mm Clear	3.5	0.37	0.43	0.53
● CAP-519-020	AGG PRIME Clr 6/12/6	AGG Insulglass LowE Prime - 6mm LowE Prime / 12mm argon / 6mm Clear	3.5	0.36	0.42	0.53
● CAP-519-021	AGG PRIME Clr 8/12/8	AGG Insulglass LowE Prime - 8mm LowE Prime / 12mm argon / 8mm Clear	3.5	0.35	0.42	0.53
● CAP-519-022	AGG PRIME Gy 4/12/4	AGG Insulglass LowE Prime - 4mm Grey / 12mm argon / 4mm LowE Prime	3.5	0.32	0.27	0.53
● CAP-519-023	AGG PRIME Gy 6/12/6	AGG Insulglass LowE Prime - 6mm Grey / 12mm argon / 6mm LowE Prime	3.5	0.27	0.21	0.53
● CAP-519-024	AGG PRIME Clr lam 4/12/6.38	AGG Insulglass LowE Prime - 4mm LowE Prime / 12mm argon / 6.38mm Clear Laminate	3.5	0.37	0.43	0.53
● CAP-519-025	AGG PRIME Clr lam 6/12/6.38	AGG Insulglass LowE Prime - 6mm LowE Prime / 12mm argon / 6.38mm Clear Laminate	3.5	0.36	0.43	0.53
● CAP-519-026	AGG PRIME WTrans lam 4/12/6.38	AGG Insulglass LowE Prime - 4mm LowE Prime / 12mm argon / 6.38mm WhiteTrans Laminate	3.5	0.35	0.33	0.53
● CAP-519-027	AGG PRIME WTrans lam 6/12/6.38	AGG Insulglass LowE Prime - 6mm LowE Prime / 12mm argon / 6.38mm WhiteTrans Laminate	3.5	0.35	0.32	0.53
● CAP-519-028	AGG PLUS Clr 4/12/4	AGG Insulglass LowE Plus - 4mm Clear / 12mm argon / 4mm LowE Plus	3.3	0.40	0.51	0.53
● CAP-519-029	AGG PLUS Clr 5/12/5	AGG Insulglass LowE Plus - 5mm Clear / 12mm argon / 5mm LowE Plus	3.3	0.40	0.50	0.53
● CAP-519-030	AGG PLUS Clr 6/12/6	AGG Insulglass LowE Plus - 6mm Clear / 12mm argon / 6mm LowE Plus	3.3	0.39	0.50	0.53
● CAP-519-031	AGG PLUS Clr 8/12/8	AGG Insulglass LowE Plus - 8mm Clear / 12mm argon / 8mm LowE Plus	3.3	0.38	0.49	0.53
● CAP-519-032	AGG PLUS Gy 4/12/4	AGG Insulglass LowE Plus - 4mm Grey / 12mm argon / 4mm LowE Plus	3.3	0.29	0.32	0.53
● CAP-519-033	AGG PLUS Gy 6/12/6	AGG Insulglass LowE Plus - 6mm Grey / 12mm argon / 6mm LowE Plus	3.3	0.24	0.25	0.53
● CAP-519-034	AGG PLUS Clr lam 6.38/12/4	AGG Insulglass LowE Plus - 6.38mm Clear Laminate / 12mm argon / 4mm LowE Plus	3.3	0.38	0.50	0.53
● CAP-519-035	AGG PLUS Clr lam 6.38/12/6	AGG Insulglass LowE Plus - 6.38mm Clear Laminate / 12mm argon / 6mm LowE Plus	3.3	0.38	0.50	0.53
● CAP-519-036	AGG PLUS WTrans lam 6.38/12/4	AGG Insulglass LowE Plus - 6.38mm WhiteTrans Laminate / 12mm argon / 4mm LowE Plus	3.3	0.31	0.38	0.53
● CAP-519-037	AGG PLUS WTrans lam 6.38/12/6	AGG Insulglass LowE Plus - 6.38mm White Trans Laminate / 12mm argon / 6mm LowE Plus	3.3	0.31	0.38	0.53
● CAP-519-038	AGG MAX Clr 6/12/6	AGG Insulglass LowE Max - 6mm LowE Max / 12mm argon / 6mm Clear	3.3	0.19	0.41	0.53
● CAP-519-039	AGG MAX LI 6/12/6	AGG Insulglass LowE Max - 6mm LowE Max / 12mm argon / 6mm Low Iron	3.3	0.20	0.42	0.53
● CAP-519-040	AGG MAX Gy 6/12/6	AGG Insulglass LowE Max - 6mm Grey / 12mm argon / 6mm LowE Max	3.3	0.17	0.20	0.53
● CAP-519-041	AGG MAX Clr lam 6/12/6.38	AGG Insulglass LowE Max - 6mm LowE Max / 12mm argon / 6.38mm Clear Laminate	3.3	0.19	0.41	0.53
● CAP-519-042	AGG MAX WTrans lam 6/12/6.38	AGG Insulglass LowE Max - 6mm LowE Max / 12mm argon / 6.38mm WhiteTrans Laminate	3.3	0.19	0.31	0.53

CAPRAL 225 HINGED DOOR, OPEN IN, 419 FLUSHLINE

WERS Window ID	Glazing - Short Name	Glazing - Full Description	Total Window Performance			
			U-Value (Uw)	SHGCw	VLT (Tvw)	AI
CAP-517	225 Hinged Door, Open In, 419 Flushline - Double Glazed					
● CAP-517-019	AGG PRIME Clr 4/12/4	AGG Insulglass LowE Prime - 4mm LowE Prime / 12mm argon / 4mm Clear	3.6	0.37	0.42	0.53
● CAP-517-020	AGG PRIME Clr 5/12/5	AGG Insulglass LowE Prime - 5mm LowE Prime / 12mm argon / 5mm Clear	3.6	0.36	0.42	0.53
● CAP-517-021	AGG PRIME Clr 6/12/6	AGG Insulglass LowE Prime - 6mm LowE Prime / 12mm argon / 6mm Clear	3.6	0.35	0.42	0.53
● CAP-517-022	AGG PRIME Clr 8/12/8	AGG Insulglass LowE Prime - 8mm LowE Prime / 12mm argon / 8mm Clear	3.5	0.34	0.41	0.53
● CAP-517-023	AGG PRIME Gy 4/12/4	AGG Insulglass LowE Prime - 4mm Grey / 12mm argon / 4mm LowE Prime	3.6	0.32	0.26	0.53
● CAP-517-024	AGG PRIME Gy 6/12/6	AGG Insulglass LowE Prime - 6mm Grey / 12mm argon / 6mm LowE Prime	3.6	0.27	0.21	0.53
● CAP-517-025	AGG PRIME Clr lam 4/12/6.38	AGG Insulglass LowE Prime - 4mm LowE Prime / 12mm argon / 6.38mm Clear Laminate	3.5	0.36	0.42	0.53
● CAP-517-026	AGG PRIME Clr lam 6/12/6.38	AGG Insulglass LowE Prime - 6mm LowE Prime / 12mm argon / 6.38mm Clear Laminate	3.5	0.35	0.42	0.53
● CAP-517-027	AGG PRIME WTrans lam 4/12/6.38	AGG Insulglass LowE Prime - 4mm LowE Prime / 12mm argon / 6.38mm WhiteTrans Laminate	3.5	0.35	0.32	0.53
● CAP-517-028	AGG PRIME WTrans lam 6/12/6.38	AGG Insulglass LowE Prime - 6mm LowE Prime / 12mm argon / 6.38mm WhiteTrans Laminate	3.5	0.34	0.32	0.53
● CAP-517-029	AGG PLUS Clr 4/12/4	AGG Insulglass LowE Plus - 4mm Clear / 12mm argon / 4mm LowE Plus	3.4	0.40	0.49	0.53
● CAP-517-030	AGG PLUS Clr 5/12/5	AGG Insulglass LowE Plus - 5mm Clear / 12mm argon / 5mm LowE Plus	3.4	0.39	0.49	0.53
● CAP-517-031	AGG PLUS Clr 6/12/6	AGG Insulglass LowE Plus - 6mm Clear / 12mm argon / 6mm LowE Plus	3.4	0.38	0.49	0.53
● CAP-517-032	AGG PLUS Clr 8/12/8	AGG Insulglass LowE Plus - 8mm Clear / 12mm argon / 8mm LowE Plus	3.4	0.37	0.48	0.53
● CAP-517-033	AGG PLUS Gy 4/12/4	AGG Insulglass LowE Plus - 4mm Grey / 12mm argon / 4mm LowE Plus	3.4	0.29	0.31	0.53
● CAP-517-034	AGG PLUS Gy 6/12/6	AGG Insulglass LowE Plus - 6mm Grey / 12mm argon / 6mm LowE Plus	3.4	0.24	0.24	0.53
● CAP-517-035	AGG PLUS Clr lam 6.38/12/4	AGG Insulglass LowE Plus - 6.38mm Clear Laminate / 12mm argon / 4mm LowE Plus	3.4	0.37	0.49	0.53
● CAP-517-036	AGG PLUS Clr lam 6.38/12/6	AGG Insulglass LowE Plus - 6.38mm Clear Laminate / 12mm argon / 6mm LowE Plus	3.4	0.37	0.49	0.53
● CAP-517-037	AGG PLUS WTrans lam 6.38/12/4	AGG Insulglass LowE Plus - 6.38mm WhiteTrans Laminate / 12mm argon / 4mm LowE Plus	3.4	0.30	0.37	0.53
● CAP-517-038	AGG PLUS WTrans lam 6.38/12/6	AGG Insulglass LowE Plus - 6.38mm White Trans Laminate / 12mm argon / 6mm LowE Plus	3.4	0.30	0.37	0.53
● CAP-517-039	AGG MAX Clr 6/12/6	AGG Insulglass LowE Max - 6mm LowE Max / 12mm argon / 6mm Clear	3.4	0.19	0.40	0.53
● CAP-517-040	AGG MAX LI 6/12/6	AGG Insulglass LowE Max - 6mm LowE Max / 12mm argon / 6mm Low Iron	3.4	0.19	0.41	0.53
● CAP-517-041	AGG MAX Gy 6/12/6	AGG Insulglass LowE Max - 6mm Grey / 12mm argon / 6mm LowE Max	3.4	0.16	0.20	0.53
● CAP-517-042	AGG MAX Clr lam 6/12/6.38	AGG Insulglass LowE Max - 6mm LowE Max / 12mm argon / 6.38mm Clear Laminate	3.4	0.19	0.40	0.53
● CAP-517-043	AGG MAX WTrans lam 6/12/6.38	AGG Insulglass LowE Max - 6mm LowE Max / 12mm argon / 6.38mm WhiteTrans Laminate	3.4	0.19	0.30	0.53

CAPRAL 900 SLIDING DOOR

WERS Window ID	Glazing - Short Name	Glazing - Full Description	Total Window Performance			
			U-Value (Uw)	SHGCw	VLT (Tvw)	AI
CAP-057	900 Sliding Door - Double Glazed					
● CAP-057-060	AGG PRIME Clr 4/12/4	AGG Insulglass LowE Prime - 4mm LowE Prime / 12mm argon / 4mm Clear	3.2	0.44	0.52	0.37
● CAP-057-061	AGG PRIME Clr 5/12/5	AGG Insulglass LowE Prime - 5mm LowE Prime / 12mm argon / 5mm Clear	3.1	0.43	0.51	0.37
● CAP-057-062	AGG PRIME Clr 6/12/6	AGG Insulglass LowE Prime - 6mm LowE Prime / 12mm argon / 6mm Clear	3.1	0.42	0.51	0.37
● CAP-057-063	AGG PRIME Gy 4/12/4	AGG Insulglass LowE Prime - 4mm Grey / 12mm argon / 4mm LowE Prime	3.2	0.38	0.32	0.37
● CAP-057-064	AGG PRIME Gy 6/12/6	AGG Insulglass LowE Prime - 6mm Grey / 12mm argon / 6mm LowE Prime	3.1	0.32	0.25	0.37
● CAP-057-065	AGG PRIME Clr lam 4/12/6.38	AGG Insulglass LowE Prime - 4mm LowE Prime / 12mm argon / 6.38mm Clear Laminate	3.1	0.43	0.51	0.37
● CAP-057-066	AGG PRIME Clr lam 6/12/6.38	AGG Insulglass LowE Prime - 6mm LowE Prime / 12mm argon / 6.38mm Clear Laminate	3.1	0.42	0.51	0.37
● CAP-057-067	AGG PRIME WTrans lam 4/12/6.38	AGG Insulglass LowE Prime - 4mm LowE Prime / 12mm argon / 6.38mm WhiteTrans Laminate	3.1	0.42	0.39	0.37
● CAP-057-068	AGG PRIME WTrans lam 6/12/6.38	AGG Insulglass LowE Prime - 6mm LowE Prime / 12mm argon / 6.38mm WhiteTrans Laminate	3.1	0.41	0.39	0.37
● CAP-057-069	AGG PLUS Clr 4/12/4	AGG Insulglass LowE Plus - 4mm Clear / 12mm argon / 4mm LowE Plus	3.0	0.47	0.60	0.37
● CAP-057-070	AGG PLUS Clr 5/12/5	AGG Insulglass LowE Plus - 5mm Clear / 12mm argon / 5mm LowE Plus	3.0	0.47	0.60	0.37
● CAP-057-071	AGG PLUS Clr 6/12/6	AGG Insulglass LowE Plus - 6mm Clear / 12mm argon / 6mm LowE Plus	3.0	0.46	0.59	0.37
● CAP-057-072	AGG PLUS Gy 4/12/4	AGG Insulglass LowE Plus - 4mm Grey / 12mm argon / 4mm LowE Plus	3.0	0.34	0.38	0.37
● CAP-057-073	AGG PLUS Gy 6/12/6	AGG Insulglass LowE Plus - 6mm Grey / 12mm argon / 6mm LowE Plus	3.0	0.28	0.30	0.37
● CAP-057-074	AGG PLUS Clr lam 6.38/12/4	AGG Insulglass LowE Plus - 6.38mm Clear Laminate / 12mm argon / 4mm LowE Plus	3.0	0.45	0.60	0.37
● CAP-057-075	AGG PLUS Clr lam 6.38/12/6	AGG Insulglass LowE Plus - 6.38mm Clear Laminate / 12mm argon / 6mm LowE Plus	2.9	0.45	0.60	0.37
● CAP-057-076	AGG PLUS WTrans lam 6.38/12/4	AGG Insulglass LowE Plus - 6.38mm WhiteTrans Laminate / 12mm argon / 4mm LowE Plus	3.0	0.36	0.46	0.37
● CAP-057-077	AGG PLUS WTrans lam 6.38/12/6	AGG Insulglass LowE Plus - 6.38mm White Trans Laminate / 12mm argon / 6mm LowE Plus	2.9	0.36	0.45	0.37
● CAP-057-078	AGG MAX Clr 6/12/6	AGG Insulglass LowE Max - 6mm LowE Max / 12mm argon / 6mm Clear	2.9	0.22	0.49	0.37
● CAP-057-079	AGG MAX LI 6/12/6	AGG Insulglass LowE Max - 6mm LowE Max / 12mm argon / 6mm Low Iron	2.9	0.23	0.50	0.37
● CAP-057-080	AGG MAX Gy 6/12/6	AGG Insulglass LowE Max - 6mm Grey / 12mm argon / 6mm LowE Max	2.9	0.19	0.24	0.37
● CAP-057-081	AGG MAX Clr lam 6/12/6.38	AGG Insulglass LowE Max - 6mm LowE Max / 12mm argon / 6.38mm Clear Laminate	2.9	0.22	0.49	0.37
● CAP-057-082	AGG MAX WTrans lam 6/12/6.38	AGG Insulglass LowE Max - 6mm LowE Max / 12mm argon / 6.38mm WhiteTrans Laminate	2.9	0.22	0.37	0.37

CAPRAL ARTISAN FOLDING DOOR

WERS Window ID	Glazing - Short Name	Glazing - Full Description	Total Window Performance			
			U-Value (Uw)	SHGCw	VLT (Tvw)	AI
CAP-043	Artisan Folding Door - Double Glazed					
● CAP-043-020	AGG PRIME Clr 4/12/4	AGG Insulglass LowE Prime - 4mm LowE Prime / 12mm argon / 4mm Clear	3.6	0.37	0.43	0.33
● CAP-043-021	AGG PRIME Clr 5/12/5	AGG Insulglass LowE Prime - 5mm LowE Prime / 12mm argon / 5mm Clear	3.6	0.37	0.42	0.33
● CAP-043-022	AGG PRIME Clr 6/12/6	AGG Insulglass LowE Prime - 6mm LowE Prime / 12mm argon / 6mm Clear	3.6	0.36	0.42	0.33
● CAP-043-023	AGG PRIME Clr 8/12/8	AGG Insulglass LowE Prime - 8mm LowE Prime / 12mm argon / 8mm Clear	3.6	0.35	0.41	0.33
● CAP-043-024	AGG PRIME Gy 4/12/4	AGG Insulglass LowE Prime - 4mm Grey / 12mm argon / 4mm LowE Prime	3.6	0.32	0.27	0.33
● CAP-043-025	AGG PRIME Gy 6/12/6	AGG Insulglass LowE Prime - 6mm Grey / 12mm argon / 6mm LowE Prime	3.6	0.27	0.21	0.33
● CAP-043-026	AGG PRIME Clr lam 4/12/6.38	AGG Insulglass LowE Prime - 4mm LowE Prime / 12mm argon / 6.38mm Clear Laminate	3.6	0.37	0.42	0.33
● CAP-043-027	AGG PRIME Clr lam 6/12/6.38	AGG Insulglass LowE Prime - 6mm LowE Prime / 12mm argon / 6.38mm Clear Laminate	3.6	0.36	0.42	0.33
● CAP-043-028	AGG PRIME WTrans lam 4/12/6.38	AGG Insulglass LowE Prime - 4mm LowE Prime / 12mm argon / 6.38mm WhiteTrans Laminate	3.6	0.35	0.32	0.33
● CAP-043-029	AGG PRIME WTrans lam 6/12/6.38	AGG Insulglass LowE Prime - 6mm LowE Prime / 12mm argon / 6.38mm WhiteTrans Laminate	3.6	0.35	0.32	0.33
● CAP-043-030	AGG PLUS Clr 4/12/4	AGG Insulglass LowE Plus - 4mm Clear / 12mm argon / 4mm LowE Plus	3.4	0.40	0.50	0.33
● CAP-043-031	AGG PLUS Clr 5/12/5	AGG Insulglass LowE Plus - 5mm Clear / 12mm argon / 5mm LowE Plus	3.4	0.40	0.50	0.33
● CAP-043-032	AGG PLUS Clr 6/12/6	AGG Insulglass LowE Plus - 6mm Clear / 12mm argon / 6mm LowE Plus	3.4	0.39	0.49	0.33
● CAP-043-033	AGG PLUS Clr 8/12/8	AGG Insulglass LowE Plus - 8mm Clear / 12mm argon / 8mm LowE Plus	3.4	0.38	0.48	0.33
● CAP-043-034	AGG PLUS Gy 4/12/4	AGG Insulglass LowE Plus - 4mm Grey / 12mm argon / 4mm LowE Plus	3.4	0.29	0.31	0.33
● CAP-043-035	AGG PLUS Gy 6/12/6	AGG Insulglass LowE Plus - 6mm Grey / 12mm argon / 6mm LowE Plus	3.4	0.25	0.24	0.33
● CAP-043-036	AGG PLUS Clr lam 6.38/12/4	AGG Insulglass LowE Plus - 6.38mm Clear Laminate / 12mm argon / 4mm LowE Plus	3.4	0.38	0.50	0.33
● CAP-043-037	AGG PLUS Clr lam 6.38/12/6	AGG Insulglass LowE Plus - 6.38mm Clear Laminate / 12mm argon / 6mm LowE Plus	3.4	0.38	0.49	0.33
● CAP-043-038	AGG PLUS WTrans lam 6.38/12/4	AGG Insulglass LowE Plus - 6.38mm WhiteTrans Laminate / 12mm argon / 4mm LowE Plus	3.4	0.31	0.38	0.33
● CAP-043-039	AGG PLUS WTrans lam 6.38/12/6	AGG Insulglass LowE Plus - 6.38mm White Trans Laminate / 12mm argon / 6mm LowE Plus	3.4	0.31	0.38	0.33
● CAP-043-040	AGG MAX Clr 6/12/6	AGG Insulglass LowE Max - 6mm LowE Max / 12mm argon / 6mm Clear	3.4	0.20	0.40	0.33
● CAP-043-041	AGG MAX LI 6/12/6	AGG Insulglass LowE Max - 6mm LowE Max / 12mm argon / 6mm Low Iron	3.4	0.20	0.41	0.33
● CAP-043-042	AGG MAX Gy 6/12/6	AGG Insulglass LowE Max - 6mm Grey / 12mm argon / 6mm LowE Max	3.4	0.17	0.20	0.33
● CAP-043-043	AGG MAX Clr lam 6/12/6.38	AGG Insulglass LowE Max - 6mm LowE Max / 12mm argon / 6.38mm Clear Laminate	3.4	0.20	0.40	0.33
● CAP-043-044	AGG MAX WTrans lam 6/12/6.38	AGG Insulglass LowE Max - 6mm LowE Max / 12mm argon / 6.38mm WhiteTrans Laminate	3.4	0.19	0.31	0.33

CAPRAL 54W FUTURELINE AWNING WINDOW INTO 440TB

WERS Window ID	Glazing - Short Name	Glazing - Full Description	Total Window Performance			
			U-Value (Uw)	SHGCw	VLT (Tvw)	AI
CAP-116	54W Futureline Awning Window into 440TB - Double Glazed					
● CAP-116-035	AGG PRIME Clr 4/12/4	AGG Insulglass LowE Prime - 4mm LowE Prime / 12mm argon / 4mm Clear	2.9	0.36	0.42	0.24
● CAP-116-036	AGG PRIME Clr 5/12/5	AGG Insulglass LowE Prime - 5mm LowE Prime / 12mm argon / 5mm Clear	2.9	0.35	0.41	0.24
● CAP-116-037	AGG PRIME Clr 6/12/6	AGG Insulglass LowE Prime - 6mm LowE Prime / 12mm argon / 6mm Clear	2.9	0.35	0.41	0.24
● CAP-116-038	AGG PRIME Clr 8/12/8	AGG Insulglass LowE Prime - 8mm LowE Prime / 12mm argon / 8mm Clear	2.9	0.34	0.40	0.24
● CAP-116-039	AGG PRIME Gy 4/12/4	AGG Insulglass LowE Prime - 4mm Grey / 12mm argon / 4mm LowE Prime	2.9	0.31	0.26	0.24
● CAP-116-040	AGG PRIME Gy 6/12/6	AGG Insulglass LowE Prime - 6mm Grey / 12mm argon / 6mm LowE Prime	2.9	0.26	0.20	0.24
● CAP-116-041	AGG PRIME Clr lam 4/12/6.38	AGG Insulglass LowE Prime - 4mm LowE Prime / 12mm argon / 6.38mm Clear Laminate	2.9	0.35	0.41	0.24
● CAP-116-042	AGG PRIME Clr lam 6/12/6.38	AGG Insulglass LowE Prime - 6mm LowE Prime / 12mm argon / 6.38mm Clear Laminate	2.9	0.34	0.41	0.24
● CAP-116-043	AGG PRIME WTrans lam 4/12/6.38	AGG Insulglass LowE Prime - 4mm LowE Prime / 12mm argon / 6.38mm WhiteTrans Laminate	2.9	0.34	0.31	0.24
● CAP-116-044	AGG PRIME WTrans lam 6/12/6.38	AGG Insulglass LowE Prime - 6mm LowE Prime / 12mm argon / 6.38mm WhiteTrans Laminate	2.9	0.33	0.31	0.24
● CAP-116-045	AGG PLUS Clr 4/12/4	AGG Insulglass LowE Plus - 4mm Clear / 12mm argon / 4mm LowE Plus	2.7	0.39	0.49	0.24
● CAP-116-046	AGG PLUS Clr 5/12/5	AGG Insulglass LowE Plus - 5mm Clear / 12mm argon / 5mm LowE Plus	2.7	0.38	0.48	0.24
● CAP-116-047	AGG PLUS Clr 6/12/6	AGG Insulglass LowE Plus - 6mm Clear / 12mm argon / 6mm LowE Plus	2.7	0.37	0.48	0.24
● CAP-116-048	AGG PLUS Clr 8/12/8	AGG Insulglass LowE Plus - 8mm Clear / 12mm argon / 8mm LowE Plus	2.7	0.36	0.47	0.24
● CAP-116-049	AGG PLUS Gy 4/12/4	AGG Insulglass LowE Plus - 4mm Grey / 12mm argon / 4mm LowE Plus	2.7	0.28	0.30	0.24
● CAP-116-050	AGG PLUS Gy 6/12/6	AGG Insulglass LowE Plus - 6mm Grey / 12mm argon / 6mm LowE Plus	2.7	0.23	0.24	0.24
● CAP-116-051	AGG PLUS Clr lam 6.38/12/4	AGG Insulglass LowE Plus - 6.38mm Clear Laminate / 12mm argon / 4mm LowE Plus	2.7	0.37	0.48	0.24
● CAP-116-052	AGG PLUS Clr lam 6.38/12/6	AGG Insulglass LowE Plus - 6.38mm Clear Laminate / 12mm argon / 6mm LowE Plus	2.7	0.36	0.48	0.24
● CAP-116-053	AGG PLUS WTrans lam 6.38/12/4	AGG Insulglass LowE Plus - 6.38mm WhiteTrans Laminate / 12mm argon / 4mm LowE Plus	2.7	0.30	0.37	0.24
● CAP-116-054	AGG PLUS WTrans lam 6.38/12/6	AGG Insulglass LowE Plus - 6.38mm White Trans Laminate / 12mm argon / 6mm LowE Plus	2.7	0.30	0.37	0.24
● CAP-116-055	AGG MAX Clr 6/12/6	AGG Insulglass LowE Max - 6mm LowE Max / 12mm argon / 6mm Clear	2.7	0.19	0.39	0.24
● CAP-116-056	AGG MAX LI 6/12/6	AGG Insulglass LowE Max - 6mm LowE Max / 12mm argon / 6mm Low Iron	2.7	0.19	0.40	0.24
● CAP-116-057	AGG MAX Gy 6/12/6	AGG Insulglass LowE Max - 6mm Grey / 12mm argon / 6mm LowE Max	2.7	0.16	0.19	0.24
● CAP-116-058	AGG MAX Clr lam 6/12/6.38	AGG Insulglass LowE Max - 6mm LowE Max / 12mm argon / 6.38mm Clear Laminate	2.7	0.19	0.39	0.24
● CAP-116-059	AGG MAX WTrans lam 6/12/6.38	AGG Insulglass LowE Max - 6mm LowE Max / 12mm argon / 6.38mm WhiteTrans Laminate	2.7	0.18	0.30	0.24

CAPRAL 54W FUTURELINE AWNING WINDOW INTO 419TB

WERS Window ID	Glazing - Short Name	Glazing - Full Description	Total Window Performance			
			U-Value (Uw)	SHGCw	VLT (Tvw)	AI
CAP-150	54W Futureline Awning Window into 419TB - Double Glazed					
● CAP-150-011	AGG PRIME Clr 4/12/4	AGG Insulglass LowE Prime - 4mm LowE Prime / 12mm argon / 4mm Clear	3.3	0.32	0.36	0.24
● CAP-150-012	AGG PRIME Clr 5/12/5	AGG Insulglass LowE Prime - 5mm LowE Prime / 12mm argon / 5mm Clear	3.3	0.31	0.35	0.24
● CAP-150-013	AGG PRIME Clr 6/12/6	AGG Insulglass LowE Prime - 6mm LowE Prime / 12mm argon / 6mm Clear	3.3	0.31	0.35	0.24
● CAP-150-014	AGG PRIME Clr 8/12/8	AGG Insulglass LowE Prime - 8mm LowE Prime / 12mm argon / 8mm Clear	3.3	0.30	0.34	0.24
● CAP-150-015	AGG PRIME Gy 4/12/4	AGG Insulglass LowE Prime - 4mm Grey / 12mm argon / 4mm LowE Prime	3.3	0.28	0.22	0.24
● CAP-150-016	AGG PRIME Gy 6/12/6	AGG Insulglass LowE Prime - 6mm Grey / 12mm argon / 6mm LowE Prime	3.3	0.23	0.17	0.24
● CAP-150-017	AGG PRIME Clr lam 4/12/6.38	AGG Insulglass LowE Prime - 4mm LowE Prime / 12mm argon / 6.38mm Clear Laminate	3.3	0.31	0.35	0.24
● CAP-150-018	AGG PRIME Clr lam 6/12/6.38	AGG Insulglass LowE Prime - 6mm LowE Prime / 12mm argon / 6.38mm Clear Laminate	3.3	0.30	0.35	0.24
● CAP-150-019	AGG PRIME WTrans lam 4/12/6.38	AGG Insulglass LowE Prime - 4mm LowE Prime / 12mm argon / 6.38mm WhiteTrans Laminate	3.3	0.30	0.27	0.24
● CAP-150-020	AGG PRIME WTrans lam 6/12/6.38	AGG Insulglass LowE Prime - 6mm LowE Prime / 12mm argon / 6.38mm WhiteTrans Laminate	3.3	0.30	0.27	0.24
● CAP-150-021	AGG PLUS Clr 4/12/4	AGG Insulglass LowE Plus - 4mm Clear / 12mm argon / 4mm LowE Plus	3.2	0.34	0.42	0.24
● CAP-150-022	AGG PLUS Clr 5/12/5	AGG Insulglass LowE Plus - 5mm Clear / 12mm argon / 5mm LowE Plus	3.2	0.34	0.41	0.24
● CAP-150-023	AGG PLUS Clr 6/12/6	AGG Insulglass LowE Plus - 6mm Clear / 12mm argon / 6mm LowE Plus	3.2	0.33	0.41	0.24
● CAP-150-024	AGG PLUS Clr 8/12/8	AGG Insulglass LowE Plus - 8mm Clear / 12mm argon / 8mm LowE Plus	3.2	0.32	0.40	0.24
● CAP-150-025	AGG PLUS Gy 4/12/4	AGG Insulglass LowE Plus - 4mm Grey / 12mm argon / 4mm LowE Plus	3.2	0.25	0.26	0.24
● CAP-150-026	AGG PLUS Gy 6/12/6	AGG Insulglass LowE Plus - 6mm Grey / 12mm argon / 6mm LowE Plus	3.2	0.21	0.20	0.24
● CAP-150-027	AGG PLUS Clr lam 6.38/12/4	AGG Insulglass LowE Plus - 6.38mm Clear Laminate / 12mm argon / 4mm LowE Plus	3.1	0.32	0.41	0.24
● CAP-150-028	AGG PLUS Clr lam 6.38/12/6	AGG Insulglass LowE Plus - 6.38mm Clear Laminate / 12mm argon / 6mm LowE Plus	3.1	0.32	0.41	0.24
● CAP-150-029	AGG PLUS WTrans lam 6.38/12/4	AGG Insulglass LowE Plus - 6.38mm WhiteTrans Laminate / 12mm argon / 4mm LowE Plus	3.1	0.26	0.31	0.24
● CAP-150-030	AGG PLUS WTrans lam 6.38/12/6	AGG Insulglass LowE Plus - 6.38mm White Trans Laminate / 12mm argon / 6mm LowE Plus	3.1	0.26	0.31	0.24
● CAP-150-031	AGG MAX Clr 6/12/6	AGG Insulglass LowE Max - 6mm LowE Max / 12mm argon / 6mm Clear	3.1	0.17	0.33	0.24
● CAP-150-032	AGG MAX LI 6/12/6	AGG Insulglass LowE Max - 6mm LowE Max / 12mm argon / 6mm Low Iron	3.1	0.17	0.34	0.24
● CAP-150-033	AGG MAX Gy 6/12/6	AGG Insulglass LowE Max - 6mm Grey / 12mm argon / 6mm LowE Max	3.1	0.15	0.17	0.24
● CAP-150-034	AGG MAX Clr lam 6/12/6.38	AGG Insulglass LowE Max - 6mm LowE Max / 12mm argon / 6.38mm Clear Laminate	3.1	0.17	0.33	0.24
● CAP-150-035	AGG MAX WTrans lam 6/12/6.38	AGG Insulglass LowE Max - 6mm LowE Max / 12mm argon / 6.38mm WhiteTrans Laminate	3.1	0.17	0.25	0.24

CAPRAL 46D HINGED DOOR INTO 440TB

WERS Window ID	Glazing - Short Name	Glazing - Full Description	Total Window Performance			
			U-Value (Uw)	SHGCw	VLT (Tvw)	AI
CAP-115	46D Hinged Door into 440TB - Double Glazed					
● CAP-115-040	AGG PRIME Clr 4/12/4	AGG Insulglass LowE Prime - 4mm LowE Prime / 12mm argon / 4mm Clear	2.7	0.38	0.44	0.27
● CAP-115-041	AGG PRIME Clr 5/12/5	AGG Insulglass LowE Prime - 5mm LowE Prime / 12mm argon / 5mm Clear	2.7	0.37	0.44	0.27
● CAP-115-042	AGG PRIME Clr 6/12/6	AGG Insulglass LowE Prime - 6mm LowE Prime / 12mm argon / 6mm Clear	2.7	0.37	0.43	0.27
● CAP-115-043	AGG PRIME Clr 8/12/8	AGG Insulglass LowE Prime - 8mm LowE Prime / 12mm argon / 8mm Clear	2.7	0.36	0.43	0.27
● CAP-115-044	AGG PRIME Gy 4/12/4	AGG Insulglass LowE Prime - 4mm Grey / 12mm argon / 4mm LowE Prime	2.7	0.33	0.28	0.27
● CAP-115-045	AGG PRIME Gy 6/12/6	AGG Insulglass LowE Prime - 6mm Grey / 12mm argon / 6mm LowE Prime	2.7	0.28	0.22	0.27
● CAP-115-046	AGG PRIME Clr lam 4/12/6.38	AGG Insulglass LowE Prime - 4mm LowE Prime / 12mm argon / 6.38mm Clear Laminate	2.7	0.37	0.44	0.27
● CAP-115-047	AGG PRIME Clr lam 6/12/6.38	AGG Insulglass LowE Prime - 6mm LowE Prime / 12mm argon / 6.38mm Clear Laminate	2.7	0.36	0.44	0.27
● CAP-115-048	AGG PRIME WTrans lam 4/12/6.38	AGG Insulglass LowE Prime - 4mm LowE Prime / 12mm argon / 6.38mm WhiteTrans Laminate	2.7	0.36	0.33	0.27
● CAP-115-049	AGG PRIME WTrans lam 6/12/6.38	AGG Insulglass LowE Prime - 6mm LowE Prime / 12mm argon / 6.38mm WhiteTrans Laminate	2.7	0.35	0.33	0.27
● CAP-115-050	AGG PLUS Clr 4/12/4	AGG Insulglass LowE Plus - 4mm Clear / 12mm argon / 4mm LowE Plus	2.6	0.41	0.52	0.27
● CAP-115-051	AGG PLUS Clr 5/12/5	AGG Insulglass LowE Plus - 5mm Clear / 12mm argon / 5mm LowE Plus	2.6	0.40	0.51	0.27
● CAP-115-052	AGG PLUS Clr 6/12/6	AGG Insulglass LowE Plus - 6mm Clear / 12mm argon / 6mm LowE Plus	2.6	0.40	0.51	0.27
● CAP-115-053	AGG PLUS Clr 8/12/8	AGG Insulglass LowE Plus - 8mm Clear / 12mm argon / 8mm LowE Plus	2.6	0.39	0.50	0.27
● CAP-115-054	AGG PLUS Gy 4/12/4	AGG Insulglass LowE Plus - 4mm Grey / 12mm argon / 4mm LowE Plus	2.6	0.30	0.32	0.27
● CAP-115-055	AGG PLUS Gy 6/12/6	AGG Insulglass LowE Plus - 6mm Grey / 12mm argon / 6mm LowE Plus	2.6	0.25	0.25	0.27
● CAP-115-056	AGG PLUS Clr lam 6.38/12/4	AGG Insulglass LowE Plus - 6.38mm Clear Laminate / 12mm argon / 4mm LowE Plus	2.5	0.39	0.51	0.27
● CAP-115-057	AGG PLUS Clr lam 6.38/12/6	AGG Insulglass LowE Plus - 6.38mm Clear Laminate / 12mm argon / 6mm LowE Plus	2.5	0.39	0.51	0.27
● CAP-115-058	AGG PLUS WTrans lam 6.38/12/4	AGG Insulglass LowE Plus - 6.38mm WhiteTrans Laminate / 12mm argon / 4mm LowE Plus	2.5	0.31	0.39	0.27
● CAP-115-059	AGG PLUS WTrans lam 6.38/12/6	AGG Insulglass LowE Plus - 6.38mm White Trans Laminate / 12mm argon / 6mm LowE Plus	2.5	0.31	0.39	0.27
● CAP-115-060	AGG MAX Clr 6/12/6	AGG Insulglass LowE Max - 6mm LowE Max / 12mm argon / 6mm Clear	2.5	0.20	0.41	0.27
● CAP-115-061	AGG MAX LI 6/12/6	AGG Insulglass LowE Max - 6mm LowE Max / 12mm argon / 6mm Low Iron	2.5	0.20	0.42	0.27
● CAP-115-062	AGG MAX Gy 6/12/6	AGG Insulglass LowE Max - 6mm Grey / 12mm argon / 6mm LowE Max	2.5	0.17	0.21	0.27
● CAP-115-063	AGG MAX Clr lam 6/12/6.38	AGG Insulglass LowE Max - 6mm LowE Max / 12mm argon / 6.38mm Clear Laminate	2.5	0.20	0.42	0.27
● CAP-115-064	AGG MAX WTrans lam 6/12/6.38	AGG Insulglass LowE Max - 6mm LowE Max / 12mm argon / 6.38mm WhiteTrans Laminate	2.5	0.19	0.32	0.27

CAPRAL 46D HINGED DOOR INTO 419TB

WERS Window ID	Glazing - Short Name	Glazing - Full Description	Total Window Performance			
			U-Value (Uw)	SHGCw	VLT (Tvw)	AI
CAP-149	46D Hinged Door into 419TB - Double Glazed					
● CAP-149-010	AGG PRIME Clr 4/12/4	AGG Insulglass LowE Prime - 4mm LowE Prime / 12mm argon / 4mm Clear	3.0	0.36	0.41	0.27
● CAP-149-011	AGG PRIME Clr 5/12/5	AGG Insulglass LowE Prime - 5mm LowE Prime / 12mm argon / 5mm Clear	3.0	0.35	0.40	0.27
● CAP-149-012	AGG PRIME Clr 6/12/6	AGG Insulglass LowE Prime - 6mm LowE Prime / 12mm argon / 6mm Clear	3.0	0.34	0.40	0.27
● CAP-149-013	AGG PRIME Clr 8/12/8	AGG Insulglass LowE Prime - 8mm LowE Prime / 12mm argon / 8mm Clear	3.0	0.33	0.39	0.27
● CAP-149-014	AGG PRIME Gy 4/12/4	AGG Insulglass LowE Prime - 4mm Grey / 12mm argon / 4mm LowE Prime	3.0	0.31	0.25	0.27
● CAP-149-015	AGG PRIME Gy 6/12/6	AGG Insulglass LowE Prime - 6mm Grey / 12mm argon / 6mm LowE Prime	3.0	0.26	0.20	0.27
● CAP-149-016	AGG PRIME Clr lam 4/12/6.38	AGG Insulglass LowE Prime - 4mm LowE Prime / 12mm argon / 6.38mm Clear Laminate	3.0	0.35	0.40	0.27
● CAP-149-017	AGG PRIME Clr lam 6/12/6.38	AGG Insulglass LowE Prime - 6mm LowE Prime / 12mm argon / 6.38mm Clear Laminate	3.0	0.34	0.40	0.27
● CAP-149-018	AGG PRIME WTrans lam 4/12/6.38	AGG Insulglass LowE Prime - 4mm LowE Prime / 12mm argon / 6.38mm WhiteTrans Laminate	3.0	0.34	0.31	0.27
● CAP-149-019	AGG PRIME WTrans lam 6/12/6.38	AGG Insulglass LowE Prime - 6mm LowE Prime / 12mm argon / 6.38mm WhiteTrans Laminate	3.0	0.33	0.31	0.27
● CAP-149-020	AGG PLUS Clr 4/12/4	AGG Insulglass LowE Plus - 4mm Clear / 12mm argon / 4mm LowE Plus	2.9	0.38	0.48	0.27
● CAP-149-021	AGG PLUS Clr 5/12/5	AGG Insulglass LowE Plus - 5mm Clear / 12mm argon / 5mm LowE Plus	2.9	0.38	0.47	0.27
● CAP-149-022	AGG PLUS Clr 6/12/6	AGG Insulglass LowE Plus - 6mm Clear / 12mm argon / 6mm LowE Plus	2.9	0.37	0.47	0.27
● CAP-149-023	AGG PLUS Clr 8/12/8	AGG Insulglass LowE Plus - 8mm Clear / 12mm argon / 8mm LowE Plus	2.9	0.36	0.46	0.27
● CAP-149-024	AGG PLUS Gy 4/12/4	AGG Insulglass LowE Plus - 4mm Grey / 12mm argon / 4mm LowE Plus	2.9	0.28	0.30	0.27
● CAP-149-025	AGG PLUS Gy 6/12/6	AGG Insulglass LowE Plus - 6mm Grey / 12mm argon / 6mm LowE Plus	2.9	0.24	0.23	0.27
● CAP-149-026	AGG PLUS Clr lam 6.38/12/4	AGG Insulglass LowE Plus - 6.38mm Clear Laminate / 12mm argon / 4mm LowE Plus	2.9	0.36	0.47	0.27
● CAP-149-027	AGG PLUS Clr lam 6.38/12/6	AGG Insulglass LowE Plus - 6.38mm Clear Laminate / 12mm argon / 6mm LowE Plus	2.8	0.36	0.47	0.27
● CAP-149-028	AGG PLUS WTrans lam 6.38/12/4	AGG Insulglass LowE Plus - 6.38mm WhiteTrans Laminate / 12mm argon / 4mm LowE Plus	2.9	0.30	0.36	0.27
● CAP-149-029	AGG PLUS WTrans lam 6.38/12/6	AGG Insulglass LowE Plus - 6.38mm White Trans Laminate / 12mm argon / 6mm LowE Plus	2.8	0.29	0.36	0.27
● CAP-149-030	AGG MAX Clr 6/12/6	AGG Insulglass LowE Max - 6mm LowE Max / 12mm argon / 6mm Clear	2.8	0.19	0.38	0.27
● CAP-149-031	AGG MAX LI 6/12/6	AGG Insulglass LowE Max - 6mm LowE Max / 12mm argon / 6mm Low Iron	2.8	0.19	0.39	0.27
● CAP-149-032	AGG MAX Gy 6/12/6	AGG Insulglass LowE Max - 6mm Grey / 12mm argon / 6mm LowE Max	2.8	0.16	0.19	0.27
● CAP-149-033	AGG MAX Clr lam 6/12/6.38	AGG Insulglass LowE Max - 6mm LowE Max / 12mm argon / 6.38mm Clear Laminate	2.8	0.19	0.38	0.27
● CAP-149-034	AGG MAX WTrans lam 6/12/6.38	AGG Insulglass LowE Max - 6mm LowE Max / 12mm argon / 6.38mm WhiteTrans Laminate	2.8	0.18	0.29	0.27

CAPRAL 325 NARROWLINE

WERS Window ID	Glazing - Short Name	Glazing - Full Description	Total Window Performance			
			U-Value (Uw)	SHGCw	VLT (Tvw)	AI
CAP-123	325 Narrowline - Double Glazed					
● CAP-123-014	AGG PRIME Clr 4/12/4	AGG Insulglass LowE Prime - 4mm LowE Prime / 12mm argon / 4mm Clear	2.4	0.52	0.63	0.02
● CAP-123-015	AGG PRIME Clr 5/12/5	AGG Insulglass LowE Prime - 5mm LowE Prime / 12mm argon / 5mm Clear	2.4	0.51	0.63	0.02
● CAP-123-016	AGG PRIME Clr 6/12/6	AGG Insulglass LowE Prime - 6mm LowE Prime / 12mm argon / 6mm Clear	2.4	0.50	0.62	0.02
● CAP-123-017	AGG PRIME Clr 8/12/8	AGG Insulglass LowE Prime - 8mm LowE Prime / 12mm argon / 8mm Clear	2.4	0.49	0.61	0.02
● CAP-123-018	AGG PRIME Gy 4/12/4	AGG Insulglass LowE Prime - 4mm Grey / 12mm argon / 4mm LowE Prime	2.4	0.45	0.40	0.02
● CAP-123-019	AGG PRIME Gy 6/12/6	AGG Insulglass LowE Prime - 6mm Grey / 12mm argon / 6mm LowE Prime	2.4	0.37	0.31	0.02
● CAP-123-020	AGG PRIME Clr lam 4/12/6.38	AGG Insulglass LowE Prime - 4mm LowE Prime / 12mm argon / 6.38mm Clear Laminate	2.4	0.51	0.63	0.02
● CAP-123-021	AGG PRIME Clr lam 6/12/6.38	AGG Insulglass LowE Prime - 6mm LowE Prime / 12mm argon / 6.38mm Clear Laminate	2.4	0.50	0.62	0.02
● CAP-123-022	AGG PRIME WTrans lam 4/12/6.38	AGG Insulglass LowE Prime - 4mm LowE Prime / 12mm argon / 6.38mm WhiteTrans Laminate	2.4	0.49	0.48	0.02
● CAP-123-023	AGG PRIME WTrans lam 6/12/6.38	AGG Insulglass LowE Prime - 6mm LowE Prime / 12mm argon / 6.38mm WhiteTrans Laminate	2.4	0.48	0.47	0.02
● CAP-123-024	AGG PLUS Clr 4/12/4	AGG Insulglass LowE Plus - 4mm Clear / 12mm argon / 4mm LowE Plus	2.2	0.56	0.74	0.02
● CAP-123-025	AGG PLUS Clr 5/12/5	AGG Insulglass LowE Plus - 5mm Clear / 12mm argon / 5mm LowE Plus	2.2	0.55	0.73	0.02
● CAP-123-026	AGG PLUS Clr 6/12/6	AGG Insulglass LowE Plus - 6mm Clear / 12mm argon / 6mm LowE Plus	2.2	0.54	0.73	0.02
● CAP-123-027	AGG PLUS Clr 8/12/8	AGG Insulglass LowE Plus - 8mm Clear / 12mm argon / 8mm LowE Plus	2.2	0.53	0.71	0.02
● CAP-123-028	AGG PLUS Gy 4/12/4	AGG Insulglass LowE Plus - 4mm Grey / 12mm argon / 4mm LowE Plus	2.2	0.40	0.46	0.02
● CAP-123-029	AGG PLUS Gy 6/12/6	AGG Insulglass LowE Plus - 6mm Grey / 12mm argon / 6mm LowE Plus	2.2	0.33	0.36	0.02
● CAP-123-030	AGG PLUS Clr lam 6.38/12/4	AGG Insulglass LowE Plus - 6.38mm Clear Laminate / 12mm argon / 4mm LowE Plus	2.2	0.53	0.74	0.02
● CAP-123-031	AGG PLUS Clr lam 6.38/12/6	AGG Insulglass LowE Plus - 6.38mm Clear Laminate / 12mm argon / 6mm LowE Plus	2.2	0.53	0.73	0.02
● CAP-123-032	AGG PLUS WTrans lam 6.38/12/4	AGG Insulglass LowE Plus - 6.38mm WhiteTrans Laminate / 12mm argon / 4mm LowE Plus	2.2	0.43	0.56	0.02
● CAP-123-033	AGG PLUS WTrans lam 6.38/12/6	AGG Insulglass LowE Plus - 6.38mm White Trans Laminate / 12mm argon / 6mm LowE Plus	2.2	0.42	0.56	0.02
● CAP-123-034	AGG MAX Clr 6/12/6	AGG Insulglass LowE Max - 6mm LowE Max / 12mm argon / 6mm Clear	2.1	0.26	0.59	0.02
● CAP-123-035	AGG MAX LI 6/12/6	AGG Insulglass LowE Max - 6mm LowE Max / 12mm argon / 6mm Low Iron	2.1	0.26	0.61	0.02
● CAP-123-036	AGG MAX Gy 6/12/6	AGG Insulglass LowE Max - 6mm Grey / 12mm argon / 6mm LowE Max	2.1	0.22	0.29	0.02
● CAP-123-037	AGG MAX Clr lam 6/12/6.38	AGG Insulglass LowE Max - 6mm LowE Max / 12mm argon / 6.38mm Clear Laminate	2.1	0.26	0.60	0.02
● CAP-123-038	AGG MAX WTrans lam 6/12/6.38	AGG Insulglass LowE Max - 6mm LowE Max / 12mm argon / 6.38mm WhiteTrans Laminate	2.1	0.25	0.45	0.02

CAPRAL 425 NARROWLINE

WERS Window ID	Glazing - Short Name	Glazing - Full Description	Total Window Performance			
			U-Value (Uw)	SHGCw	VLT (Tvw)	AI
CAP-063	425 Narrowline - Double Glazed					
● CAP-063-127	AGG PRIME Clr 4/12/4	AGG Insulglass LowE Prime - 4mm LowE Prime / 12mm argon / 4mm Clear	2.6	0.51	0.62	0.04
● CAP-063-128	AGG PRIME Clr 5/12/5	AGG Insulglass LowE Prime - 5mm LowE Prime / 12mm argon / 5mm Clear	2.6	0.50	0.61	0.04
● CAP-063-129	AGG PRIME Clr 6/12/6	AGG Insulglass LowE Prime - 6mm LowE Prime / 12mm argon / 6mm Clear	2.6	0.49	0.61	0.04
● CAP-063-130	AGG PRIME Clr 8/12/8	AGG Insulglass LowE Prime - 8mm LowE Prime / 12mm argon / 8mm Clear	2.6	0.47	0.60	0.04
● CAP-063-131	AGG PRIME Gy 4/12/4	AGG Insulglass LowE Prime - 4mm Grey / 12mm argon / 4mm LowE Prime	2.6	0.44	0.39	0.04
● CAP-063-132	AGG PRIME Gy 6/12/6	AGG Insulglass LowE Prime - 6mm Grey / 12mm argon / 6mm LowE Prime	2.6	0.36	0.30	0.04
● CAP-063-133	AGG PRIME Clr lam 4/12/6.38	AGG Insulglass LowE Prime - 4mm LowE Prime / 12mm argon / 6.38mm Clear Laminate	2.6	0.50	0.61	0.04
● CAP-063-134	AGG PRIME Clr lam 6/12/6.38	AGG Insulglass LowE Prime - 6mm LowE Prime / 12mm argon / 6.38mm Clear Laminate	2.6	0.49	0.61	0.04
● CAP-063-135	AGG PRIME WTrans lam 4/12/6.38	AGG Insulglass LowE Prime - 4mm LowE Prime / 12mm argon / 6.38mm WhiteTrans Laminate	2.6	0.48	0.47	0.04
● CAP-063-136	AGG PRIME WTrans lam 6/12/6.38	AGG Insulglass LowE Prime - 6mm LowE Prime / 12mm argon / 6.38mm WhiteTrans Laminate	2.6	0.47	0.46	0.04
● CAP-063-137	AGG PLUS Clr 4/12/4	AGG Insulglass LowE Plus - 4mm Clear / 12mm argon / 4mm LowE Plus	2.4	0.55	0.72	0.04
● CAP-063-138	AGG PLUS Clr 5/12/5	AGG Insulglass LowE Plus - 5mm Clear / 12mm argon / 5mm LowE Plus	2.4	0.54	0.72	0.04
● CAP-063-139	AGG PLUS Clr 6/12/6	AGG Insulglass LowE Plus - 6mm Clear / 12mm argon / 6mm LowE Plus	2.4	0.53	0.71	0.04
● CAP-063-140	AGG PLUS Clr 8/12/8	AGG Insulglass LowE Plus - 8mm Clear / 12mm argon / 8mm LowE Plus	2.4	0.52	0.70	0.04
● CAP-063-141	AGG PLUS Gy 4/12/4	AGG Insulglass LowE Plus - 4mm Grey / 12mm argon / 4mm LowE Plus	2.4	0.39	0.45	0.04
● CAP-063-142	AGG PLUS Gy 6/12/6	AGG Insulglass LowE Plus - 6mm Grey / 12mm argon / 6mm LowE Plus	2.4	0.32	0.35	0.04
● CAP-063-143	AGG PLUS Clr lam 6.38/12/4	AGG Insulglass LowE Plus - 6.38mm Clear Laminate / 12mm argon / 4mm LowE Plus	2.4	0.52	0.72	0.04
● CAP-063-144	AGG PLUS Clr lam 6.38/12/6	AGG Insulglass LowE Plus - 6.38mm Clear Laminate / 12mm argon / 6mm LowE Plus	2.4	0.52	0.71	0.04
● CAP-063-145	AGG PLUS WTrans lam 6.38/12/4	AGG Insulglass LowE Plus - 6.38mm WhiteTrans Laminate / 12mm argon / 4mm LowE Plus	2.4	0.42	0.55	0.04
● CAP-063-146	AGG PLUS WTrans lam 6.38/12/6	AGG Insulglass LowE Plus - 6.38mm White Trans Laminate / 12mm argon / 6mm LowE Plus	2.4	0.42	0.54	0.04
● CAP-063-147	AGG MAX Clr 6/12/6	AGG Insulglass LowE Max - 6mm LowE Max / 12mm argon / 6mm Clear	2.3	0.25	0.58	0.04
● CAP-063-148	AGG MAX LI 6/12/6	AGG Insulglass LowE Max - 6mm LowE Max / 12mm argon / 6mm Low Iron	2.3	0.25	0.59	0.04
● CAP-063-149	AGG MAX Gy 6/12/6	AGG Insulglass LowE Max - 6mm Grey / 12mm argon / 6mm LowE Max	2.3	0.21	0.29	0.04
● CAP-063-150	AGG MAX Clr lam 6/12/6.38	AGG Insulglass LowE Max - 6mm LowE Max / 12mm argon / 6.38mm Clear Laminate	2.3	0.25	0.58	0.04
● CAP-063-151	AGG MAX WTrans lam 6/12/6.38	AGG Insulglass LowE Max - 6mm LowE Max / 12mm argon / 6.38mm WhiteTrans Laminate	2.3	0.25	0.44	0.04

CAPRAL 450 NARROWLINE

WERS Window ID	Glazing - Short Name	Glazing - Full Description	Total Window Performance			
			U-Value (Uw)	SHGCw	VLT (Tvw)	AI
CAP-111	450 Narrowline - Double Glazed					
● CAP-111-007	AGG PRIME Clr 4/12/4	AGG Insulglass LowE Prime - 4mm LowE Prime / 12mm argon / 4mm Clear	2.7	0.50	0.61	0.20
● CAP-111-008	AGG PRIME Clr 5/12/5	AGG Insulglass LowE Prime - 5mm LowE Prime / 12mm argon / 5mm Clear	2.7	0.49	0.60	0.20
● CAP-111-009	AGG PRIME Clr 6/12/6	AGG Insulglass LowE Prime - 6mm LowE Prime / 12mm argon / 6mm Clear	2.7	0.49	0.60	0.20
● CAP-111-010	AGG PRIME Clr 8/12/8	AGG Insulglass LowE Prime - 8mm LowE Prime / 12mm argon / 8mm Clear	2.7	0.47	0.59	0.20
● CAP-111-011	AGG PRIME Gy 4/12/4	AGG Insulglass LowE Prime - 4mm Grey / 12mm argon / 4mm LowE Prime	2.7	0.44	0.38	0.20
● CAP-111-012	AGG PRIME Gy 6/12/6	AGG Insulglass LowE Prime - 6mm Grey / 12mm argon / 6mm LowE Prime	2.7	0.36	0.30	0.20
● CAP-111-013	AGG PRIME Clr lam 4/12/6.38	AGG Insulglass LowE Prime - 4mm LowE Prime / 12mm argon / 6.38mm Clear Laminate	2.7	0.50	0.61	0.20
● CAP-111-014	AGG PRIME Clr lam 6/12/6.38	AGG Insulglass LowE Prime - 6mm LowE Prime / 12mm argon / 6.38mm Clear Laminate	2.7	0.48	0.60	0.20
● CAP-111-015	AGG PRIME WTrans lam 4/12/6.38	AGG Insulglass LowE Prime - 4mm LowE Prime / 12mm argon / 6.38mm WhiteTrans Laminate	2.7	0.48	0.46	0.20
● CAP-111-016	AGG PRIME WTrans lam 6/12/6.38	AGG Insulglass LowE Prime - 6mm LowE Prime / 12mm argon / 6.38mm WhiteTrans Laminate	2.7	0.47	0.46	0.20
● CAP-111-017	AGG PLUS Clr 4/12/4	AGG Insulglass LowE Plus - 4mm Clear / 12mm argon / 4mm LowE Plus	2.5	0.55	0.71	0.20
● CAP-111-018	AGG PLUS Clr 5/12/5	AGG Insulglass LowE Plus - 5mm Clear / 12mm argon / 5mm LowE Plus	2.5	0.54	0.71	0.20
● CAP-111-019	AGG PLUS Clr 6/12/6	AGG Insulglass LowE Plus - 6mm Clear / 12mm argon / 6mm LowE Plus	2.5	0.53	0.70	0.20
● CAP-111-020	AGG PLUS Clr 8/12/8	AGG Insulglass LowE Plus - 8mm Clear / 12mm argon / 8mm LowE Plus	2.4	0.51	0.69	0.20
● CAP-111-021	AGG PLUS Gy 4/12/4	AGG Insulglass LowE Plus - 4mm Grey / 12mm argon / 4mm LowE Plus	2.5	0.39	0.45	0.20
● CAP-111-022	AGG PLUS Gy 6/12/6	AGG Insulglass LowE Plus - 6mm Grey / 12mm argon / 6mm LowE Plus	2.5	0.32	0.35	0.20
● CAP-111-023	AGG PLUS Clr lam 6.38/12/4	AGG Insulglass LowE Plus - 6.38mm Clear Laminate / 12mm argon / 4mm LowE Plus	2.5	0.51	0.71	0.20
● CAP-111-024	AGG PLUS Clr lam 6.38/12/6	AGG Insulglass LowE Plus - 6.38mm Clear Laminate / 12mm argon / 6mm LowE Plus	2.5	0.51	0.70	0.20
● CAP-111-025	AGG PLUS WTrans lam 6.38/12/4	AGG Insulglass LowE Plus - 6.38mm WhiteTrans Laminate / 12mm argon / 4mm LowE Plus	2.5	0.41	0.54	0.20
● CAP-111-026	AGG PLUS WTrans lam 6.38/12/6	AGG Insulglass LowE Plus - 6.38mm White Trans Laminate / 12mm argon / 6mm LowE Plus	2.5	0.41	0.54	0.20
● CAP-111-027	AGG MAX Clr 6/12/6	AGG Insulglass LowE Max - 6mm LowE Max / 12mm argon / 6mm Clear	2.4	0.25	0.57	0.20
● CAP-111-028	AGG MAX LI 6/12/6	AGG Insulglass LowE Max - 6mm LowE Max / 12mm argon / 6mm Low Iron	2.4	0.25	0.59	0.20
● CAP-111-029	AGG MAX Gy 6/12/6	AGG Insulglass LowE Max - 6mm Grey / 12mm argon / 6mm LowE Max	2.4	0.21	0.28	0.20
● CAP-111-030	AGG MAX Clr lam 6/12/6.38	AGG Insulglass LowE Max - 6mm LowE Max / 12mm argon / 6.38mm Clear Laminate	2.4	0.25	0.57	0.20
● CAP-111-031	AGG MAX WTrans lam 6/12/6.38	AGG Insulglass LowE Max - 6mm LowE Max / 12mm argon / 6.38mm WhiteTrans Laminate	2.4	0.24	0.44	0.20

CAPRAL 625 NARROWLINE

WERS Window ID	Glazing - Short Name	Glazing - Full Description	Total Window Performance			
			U-Value (Uw)	SHGCw	VLT (Tvw)	AI
CAP-076	625 Narrowline - Double Glazed					
● CAP-076-021	AGG PRIME Clr 4/12/4	AGG Insulglass LowE Prime - 4mm LowE Prime / 12mm argon / 4mm Clear	2.9	0.51	0.62	0.20
● CAP-076-022	AGG PRIME Clr 5/12/5	AGG Insulglass LowE Prime - 5mm LowE Prime / 12mm argon / 5mm Clear	2.9	0.50	0.61	0.20
● CAP-076-023	AGG PRIME Clr 6/12/6	AGG Insulglass LowE Prime - 6mm LowE Prime / 12mm argon / 6mm Clear	2.8	0.49	0.61	0.20
● CAP-076-024	AGG PRIME Clr 8/12/8	AGG Insulglass LowE Prime - 8mm LowE Prime / 12mm argon / 8mm Clear	2.8	0.47	0.60	0.20
● CAP-076-025	AGG PRIME Gy 4/12/4	AGG Insulglass LowE Prime - 4mm Grey / 12mm argon / 4mm LowE Prime	2.9	0.44	0.39	0.20
● CAP-076-026	AGG PRIME Gy 6/12/6	AGG Insulglass LowE Prime - 6mm Grey / 12mm argon / 6mm LowE Prime	2.8	0.36	0.30	0.20
● CAP-076-027	AGG PRIME Clr lam 4/12/6.38	AGG Insulglass LowE Prime - 4mm LowE Prime / 12mm argon / 6.38mm Clear Laminate	2.8	0.50	0.61	0.20
● CAP-076-028	AGG PRIME Clr lam 6/12/6.38	AGG Insulglass LowE Prime - 6mm LowE Prime / 12mm argon / 6.38mm Clear Laminate	2.8	0.49	0.61	0.20
● CAP-076-029	AGG PRIME WTrans lam 4/12/6.38	AGG Insulglass LowE Prime - 4mm LowE Prime / 12mm argon / 6.38mm WhiteTrans Laminate	2.8	0.48	0.47	0.20
● CAP-076-030	AGG PRIME WTrans lam 6/12/6.38	AGG Insulglass LowE Prime - 6mm LowE Prime / 12mm argon / 6.38mm WhiteTrans Laminate	2.8	0.47	0.46	0.20
● CAP-076-031	AGG PLUS Clr 4/12/4	AGG Insulglass LowE Plus - 4mm Clear / 12mm argon / 4mm LowE Plus	2.7	0.55	0.72	0.20
● CAP-076-032	AGG PLUS Clr 5/12/5	AGG Insulglass LowE Plus - 5mm Clear / 12mm argon / 5mm LowE Plus	2.6	0.54	0.71	0.20
● CAP-076-033	AGG PLUS Clr 6/12/6	AGG Insulglass LowE Plus - 6mm Clear / 12mm argon / 6mm LowE Plus	2.6	0.53	0.71	0.20
● CAP-076-034	AGG PLUS Clr 8/12/8	AGG Insulglass LowE Plus - 8mm Clear / 12mm argon / 8mm LowE Plus	2.6	0.52	0.70	0.20
● CAP-076-035	AGG PLUS Gy 4/12/4	AGG Insulglass LowE Plus - 4mm Grey / 12mm argon / 4mm LowE Plus	2.7	0.39	0.45	0.20
● CAP-076-036	AGG PLUS Gy 6/12/6	AGG Insulglass LowE Plus - 6mm Grey / 12mm argon / 6mm LowE Plus	2.6	0.32	0.35	0.20
● CAP-076-037	AGG PLUS Clr lam 6.38/12/4	AGG Insulglass LowE Plus - 6.38mm Clear Laminate / 12mm argon / 4mm LowE Plus	2.6	0.52	0.72	0.20
● CAP-076-038	AGG PLUS Clr lam 6.38/12/6	AGG Insulglass LowE Plus - 6.38mm Clear Laminate / 12mm argon / 6mm LowE Plus	2.6	0.52	0.71	0.20
● CAP-076-039	AGG PLUS WTrans lam 6.38/12/4	AGG Insulglass LowE Plus - 6.38mm WhiteTrans Laminate / 12mm argon / 4mm LowE Plus	2.6	0.42	0.55	0.20
● CAP-076-040	AGG PLUS WTrans lam 6.38/12/6	AGG Insulglass LowE Plus - 6.38mm White Trans Laminate / 12mm argon / 6mm LowE Plus	2.6	0.41	0.54	0.20
● CAP-076-041	AGG MAX Clr 6/12/6	AGG Insulglass LowE Max - 6mm LowE Max / 12mm argon / 6mm Clear	2.6	0.25	0.58	0.20
● CAP-076-042	AGG MAX LI 6/12/6	AGG Insulglass LowE Max - 6mm LowE Max / 12mm argon / 6mm Low Iron	2.6	0.25	0.59	0.20
● CAP-076-043	AGG MAX Gy 6/12/6	AGG Insulglass LowE Max - 6mm Grey / 12mm argon / 6mm LowE Max	2.6	0.21	0.29	0.20
● CAP-076-044	AGG MAX Clr lam 6/12/6.38	AGG Insulglass LowE Max - 6mm LowE Max / 12mm argon / 6.38mm Clear Laminate	2.6	0.25	0.58	0.20
● CAP-076-045	AGG MAX WTrans lam 6/12/6.38	AGG Insulglass LowE Max - 6mm LowE Max / 12mm argon / 6.38mm WhiteTrans Laminate	2.6	0.24	0.44	0.20

CAPRAL 419 FLUSHLINE - 100mm

WERS Window ID	Glazing - Short Name	Glazing - Full Description	Total Window Performance			
			U-Value (Uw)	SHGCw	VLT (Tvw)	AI
CAP-059	419 Flushline - 100mm - Double Glazed					
● CAP-059-135	AGG PRIME Clr 4/12/4	AGG Insulglass LowE Prime - 4mm LowE Prime / 12mm argon / 4mm Clear	2.8	0.50	0.61	0.09
● CAP-059-136	AGG PRIME Clr 5/12/5	AGG Insulglass LowE Prime - 5mm LowE Prime / 12mm argon / 5mm Clear	2.8	0.50	0.60	0.09
● CAP-059-137	AGG PRIME Clr 6/12/6	AGG Insulglass LowE Prime - 6mm LowE Prime / 12mm argon / 6mm Clear	2.7	0.49	0.60	0.09
● CAP-059-138	AGG PRIME Clr 8/12/8	AGG Insulglass LowE Prime - 8mm LowE Prime / 12mm argon / 8mm Clear	2.7	0.47	0.59	0.09
● CAP-059-139	AGG PRIME Gy 4/12/4	AGG Insulglass LowE Prime - 4mm Grey / 12mm argon / 4mm LowE Prime	2.8	0.44	0.38	0.09
● CAP-059-140	AGG PRIME Gy 6/12/6	AGG Insulglass LowE Prime - 6mm Grey / 12mm argon / 6mm LowE Prime	2.7	0.36	0.30	0.09
● CAP-059-141	AGG PRIME Clr lam 4/12/6.38	AGG Insulglass LowE Prime - 4mm LowE Prime / 12mm argon / 6.38mm Clear Laminate	2.7	0.50	0.60	0.09
● CAP-059-142	AGG PRIME Clr lam 6/12/6.38	AGG Insulglass LowE Prime - 6mm LowE Prime / 12mm argon / 6.38mm Clear Laminate	2.7	0.49	0.60	0.09
● CAP-059-143	AGG PRIME WTrans lam 4/12/6.38	AGG Insulglass LowE Prime - 4mm LowE Prime / 12mm argon / 6.38mm WhiteTrans Laminate	2.7	0.48	0.46	0.09
● CAP-059-144	AGG PRIME WTrans lam 6/12/6.38	AGG Insulglass LowE Prime - 6mm LowE Prime / 12mm argon / 6.38mm WhiteTrans Laminate	2.7	0.47	0.45	0.09
● CAP-059-145	AGG PLUS Clr 4/12/4	AGG Insulglass LowE Plus - 4mm Clear / 12mm argon / 4mm LowE Plus	2.6	0.55	0.71	0.09
● CAP-059-146	AGG PLUS Clr 5/12/5	AGG Insulglass LowE Plus - 5mm Clear / 12mm argon / 5mm LowE Plus	2.5	0.54	0.70	0.09
● CAP-059-147	AGG PLUS Clr 6/12/6	AGG Insulglass LowE Plus - 6mm Clear / 12mm argon / 6mm LowE Plus	2.5	0.53	0.70	0.09
● CAP-059-148	AGG PLUS Clr 8/12/8	AGG Insulglass LowE Plus - 8mm Clear / 12mm argon / 8mm LowE Plus	2.5	0.51	0.68	0.09
● CAP-059-149	AGG PLUS Gy 4/12/4	AGG Insulglass LowE Plus - 4mm Grey / 12mm argon / 4mm LowE Plus	2.6	0.39	0.44	0.09
● CAP-059-150	AGG PLUS Gy 6/12/6	AGG Insulglass LowE Plus - 6mm Grey / 12mm argon / 6mm LowE Plus	2.5	0.33	0.35	0.09
● CAP-059-151	AGG PLUS Clr lam 6.38/12/4	AGG Insulglass LowE Plus - 6.38mm Clear Laminate / 12mm argon / 4mm LowE Plus	2.5	0.52	0.70	0.09
● CAP-059-152	AGG PLUS Clr lam 6.38/12/6	AGG Insulglass LowE Plus - 6.38mm Clear Laminate / 12mm argon / 6mm LowE Plus	2.5	0.51	0.70	0.09
● CAP-059-153	AGG PLUS WTrans lam 6.38/12/4	AGG Insulglass LowE Plus - 6.38mm WhiteTrans Laminate / 12mm argon / 4mm LowE Plus	2.5	0.42	0.54	0.09
● CAP-059-154	AGG PLUS WTrans lam 6.38/12/6	AGG Insulglass LowE Plus - 6.38mm White Trans Laminate / 12mm argon / 6mm LowE Plus	2.5	0.41	0.53	0.09
● CAP-059-155	AGG MAX Clr 6/12/6	AGG Insulglass LowE Max - 6mm LowE Max / 12mm argon / 6mm Clear	2.5	0.25	0.57	0.09
● CAP-059-156	AGG MAX LI 6/12/6	AGG Insulglass LowE Max - 6mm LowE Max / 12mm argon / 6mm Low Iron	2.5	0.26	0.58	0.09
● CAP-059-157	AGG MAX Gy 6/12/6	AGG Insulglass LowE Max - 6mm Grey / 12mm argon / 6mm LowE Max	2.5	0.22	0.28	0.09
● CAP-059-158	AGG MAX Clr lam 6/12/6.38	AGG Insulglass LowE Max - 6mm LowE Max / 12mm argon / 6.38mm Clear Laminate	2.5	0.25	0.57	0.09
● CAP-059-159	AGG MAX WTrans lam 6/12/6.38	AGG Insulglass LowE Max - 6mm LowE Max / 12mm argon / 6.38mm WhiteTrans Laminate	2.5	0.25	0.43	0.09

CAPRAL 419 FLUSHLINE - 150mm

WERS Window ID	Glazing - Short Name	Glazing - Full Description	Total Window Performance			
			U-Value (Uw)	SHGCw	VLT (Tvw)	AI
CAP-073	419 Flushline - 150mm - Double Glazed					
● CAP-073-163	AGG PRIME Clr 4/12/4	AGG Insulglass LowE Prime - 4mm LowE Prime / 12mm argon / 4mm Clear	3.0	0.51	0.61	0.27
● CAP-073-164	AGG PRIME Clr 5/12/5	AGG Insulglass LowE Prime - 5mm LowE Prime / 12mm argon / 5mm Clear	3.0	0.50	0.60	0.27
● CAP-073-165	AGG PRIME Clr 6/12/6	AGG Insulglass LowE Prime - 6mm LowE Prime / 12mm argon / 6mm Clear	2.9	0.49	0.60	0.27
● CAP-073-166	AGG PRIME Clr 8/12/8	AGG Insulglass LowE Prime - 8mm LowE Prime / 12mm argon / 8mm Clear	2.9	0.48	0.59	0.27
● CAP-073-167	AGG PRIME Gy 4/12/4	AGG Insulglass LowE Prime - 4mm Grey / 12mm argon / 4mm LowE Prime	3.0	0.44	0.38	0.27
● CAP-073-168	AGG PRIME Gy 6/12/6	AGG Insulglass LowE Prime - 6mm Grey / 12mm argon / 6mm LowE Prime	2.9	0.37	0.30	0.27
● CAP-073-169	AGG PRIME Clr lam 4/12/6.38	AGG Insulglass LowE Prime - 4mm LowE Prime / 12mm argon / 6.38mm Clear Laminate	2.9	0.50	0.60	0.27
● CAP-073-170	AGG PRIME Clr lam 6/12/6.38	AGG Insulglass LowE Prime - 6mm LowE Prime / 12mm argon / 6.38mm Clear Laminate	2.9	0.49	0.60	0.27
● CAP-073-171	AGG PRIME WTrans lam 4/12/6.38	AGG Insulglass LowE Prime - 4mm LowE Prime / 12mm argon / 6.38mm WhiteTrans Laminate	2.9	0.48	0.46	0.27
● CAP-073-172	AGG PRIME WTrans lam 6/12/6.38	AGG Insulglass LowE Prime - 6mm LowE Prime / 12mm argon / 6.38mm WhiteTrans Laminate	2.9	0.47	0.46	0.27
● CAP-073-173	AGG PLUS Clr 4/12/4	AGG Insulglass LowE Plus - 4mm Clear / 12mm argon / 4mm LowE Plus	2.7	0.55	0.71	0.27
● CAP-073-174	AGG PLUS Clr 5/12/5	AGG Insulglass LowE Plus - 5mm Clear / 12mm argon / 5mm LowE Plus	2.7	0.54	0.70	0.27
● CAP-073-175	AGG PLUS Clr 6/12/6	AGG Insulglass LowE Plus - 6mm Clear / 12mm argon / 6mm LowE Plus	2.7	0.53	0.70	0.27
● CAP-073-176	AGG PLUS Clr 8/12/8	AGG Insulglass LowE Plus - 8mm Clear / 12mm argon / 8mm LowE Plus	2.7	0.52	0.69	0.27
● CAP-073-177	AGG PLUS Gy 4/12/4	AGG Insulglass LowE Plus - 4mm Grey / 12mm argon / 4mm LowE Plus	2.7	0.40	0.44	0.27
● CAP-073-178	AGG PLUS Gy 6/12/6	AGG Insulglass LowE Plus - 6mm Grey / 12mm argon / 6mm LowE Plus	2.7	0.33	0.35	0.27
● CAP-073-179	AGG PLUS Clr lam 6.38/12/4	AGG Insulglass LowE Plus - 6.38mm Clear Laminate / 12mm argon / 4mm LowE Plus	2.7	0.52	0.71	0.27
● CAP-073-180	AGG PLUS Clr lam 6.38/12/6	AGG Insulglass LowE Plus - 6.38mm Clear Laminate / 12mm argon / 6mm LowE Plus	2.7	0.52	0.70	0.27
● CAP-073-181	AGG PLUS WTrans lam 6.38/12/4	AGG Insulglass LowE Plus - 6.38mm WhiteTrans Laminate / 12mm argon / 4mm LowE Plus	2.7	0.42	0.54	0.27
● CAP-073-182	AGG PLUS WTrans lam 6.38/12/6	AGG Insulglass LowE Plus - 6.38mm White Trans Laminate / 12mm argon / 6mm LowE Plus	2.7	0.42	0.53	0.27
● CAP-073-183	AGG MAX Clr 6/12/6	AGG Insulglass LowE Max - 6mm LowE Max / 12mm argon / 6mm Clear	2.7	0.26	0.57	0.27
● CAP-073-184	AGG MAX LI 6/12/6	AGG Insulglass LowE Max - 6mm LowE Max / 12mm argon / 6mm Low Iron	2.7	0.26	0.58	0.27
● CAP-073-185	AGG MAX Gy 6/12/6	AGG Insulglass LowE Max - 6mm Grey / 12mm argon / 6mm LowE Max	2.7	0.22	0.28	0.27
● CAP-073-186	AGG MAX Clr lam 6/12/6.38	AGG Insulglass LowE Max - 6mm LowE Max / 12mm argon / 6.38mm Clear Laminate	2.7	0.26	0.57	0.27
● CAP-073-187	AGG MAX WTrans lam 6/12/6.38	AGG Insulglass LowE Max - 6mm LowE Max / 12mm argon / 6.38mm WhiteTrans Laminate	2.7	0.25	0.43	0.27

CAPRAL 419 FLUSHLINE - 150mm (50mm POCKET)

WERS Window ID	Glazing - Short Name	Glazing - Full Description	Total Window Performance			
			U-Value (Uw)	SHGCw	VLT (Tvw)	AI
CAP-114	419 Flushline - 150mm (50mm Pocket) - Double Glazed					
● CAP-114-009	AGG PRIME Clr 4/12/4	AGG Insulglass LowE Prime - 4mm LowE Prime / 12mm argon / 4mm Clear	3.1	0.50	0.60	0.02
● CAP-114-010	AGG PRIME Clr 5/12/5	AGG Insulglass LowE Prime - 5mm LowE Prime / 12mm argon / 5mm Clear	3.1	0.49	0.59	0.02
● CAP-114-011	AGG PRIME Clr 6/12/6	AGG Insulglass LowE Prime - 6mm LowE Prime / 12mm argon / 6mm Clear	3.1	0.48	0.59	0.02
● CAP-114-012	AGG PRIME Clr 8/12/8	AGG Insulglass LowE Prime - 8mm LowE Prime / 12mm argon / 8mm Clear	3.0	0.47	0.58	0.02
● CAP-114-013	AGG PRIME Gy 4/12/4	AGG Insulglass LowE Prime - 4mm Grey / 12mm argon / 4mm LowE Prime	3.1	0.43	0.37	0.02
● CAP-114-014	AGG PRIME Gy 6/12/6	AGG Insulglass LowE Prime - 6mm Grey / 12mm argon / 6mm LowE Prime	3.1	0.36	0.29	0.02
● CAP-114-015	AGG PRIME Clr lam 4/12/6.38	AGG Insulglass LowE Prime - 4mm LowE Prime / 12mm argon / 6.38mm Clear Laminate	3.1	0.49	0.59	0.02
● CAP-114-016	AGG PRIME Clr lam 6/12/6.38	AGG Insulglass LowE Prime - 6mm LowE Prime / 12mm argon / 6.38mm Clear Laminate	3.1	0.48	0.59	0.02
● CAP-114-017	AGG PRIME WTrans lam 4/12/6.38	AGG Insulglass LowE Prime - 4mm LowE Prime / 12mm argon / 6.38mm WhiteTrans Laminate	3.1	0.47	0.45	0.02
● CAP-114-018	AGG PRIME WTrans lam 6/12/6.38	AGG Insulglass LowE Prime - 6mm LowE Prime / 12mm argon / 6.38mm WhiteTrans Laminate	3.1	0.46	0.45	0.02
● CAP-114-019	AGG PLUS Clr 4/12/4	AGG Insulglass LowE Plus - 4mm Clear / 12mm argon / 4mm LowE Plus	2.9	0.54	0.70	0.02
● CAP-114-020	AGG PLUS Clr 5/12/5	AGG Insulglass LowE Plus - 5mm Clear / 12mm argon / 5mm LowE Plus	2.9	0.53	0.69	0.02
● CAP-114-021	AGG PLUS Clr 6/12/6	AGG Insulglass LowE Plus - 6mm Clear / 12mm argon / 6mm LowE Plus	2.9	0.52	0.68	0.02
● CAP-114-022	AGG PLUS Clr 8/12/8	AGG Insulglass LowE Plus - 8mm Clear / 12mm argon / 8mm LowE Plus	2.8	0.51	0.67	0.02
● CAP-114-023	AGG PLUS Gy 4/12/4	AGG Insulglass LowE Plus - 4mm Grey / 12mm argon / 4mm LowE Plus	2.9	0.39	0.44	0.02
● CAP-114-024	AGG PLUS Gy 6/12/6	AGG Insulglass LowE Plus - 6mm Grey / 12mm argon / 6mm LowE Plus	2.9	0.32	0.34	0.02
● CAP-114-025	AGG PLUS Clr lam 6.38/12/4	AGG Insulglass LowE Plus - 6.38mm Clear Laminate / 12mm argon / 4mm LowE Plus	2.9	0.51	0.69	0.02
● CAP-114-026	AGG PLUS Clr lam 6.38/12/6	AGG Insulglass LowE Plus - 6.38mm Clear Laminate / 12mm argon / 6mm LowE Plus	2.8	0.51	0.69	0.02
● CAP-114-027	AGG PLUS WTrans lam 6.38/12/4	AGG Insulglass LowE Plus - 6.38mm WhiteTrans Laminate / 12mm argon / 4mm LowE Plus	2.9	0.41	0.53	0.02
● CAP-114-028	AGG PLUS WTrans lam 6.38/12/6	AGG Insulglass LowE Plus - 6.38mm White Trans Laminate / 12mm argon / 6mm LowE Plus	2.8	0.41	0.52	0.02
● CAP-114-029	AGG MAX Clr 6/12/6	AGG Insulglass LowE Max - 6mm LowE Max / 12mm argon / 6mm Clear	2.8	0.25	0.56	0.02
● CAP-114-030	AGG MAX LI 6/12/6	AGG Insulglass LowE Max - 6mm LowE Max / 12mm argon / 6mm Low Iron	2.8	0.25	0.57	0.02
● CAP-114-031	AGG MAX Gy 6/12/6	AGG Insulglass LowE Max - 6mm Grey / 12mm argon / 6mm LowE Max	2.8	0.22	0.28	0.02
● CAP-114-032	AGG MAX Clr lam 6/12/6.38	AGG Insulglass LowE Max - 6mm LowE Max / 12mm argon / 6.38mm Clear Laminate	2.8	0.25	0.56	0.02
● CAP-114-033	AGG MAX WTrans lam 6/12/6.38	AGG Insulglass LowE Max - 6mm LowE Max / 12mm argon / 6.38mm WhiteTrans Laminate	2.8	0.25	0.43	0.02

CAPRAL 419 FLUSHLINE - 250mm

WERS Window ID	Glazing - Short Name	Glazing - Full Description	Total Window Performance			
			U-Value (Uw)	SHGCw	VLT (Tvw)	AI
CAP-142	419 Flushline - 250mm - Double Glazed					
● CAP-142-025	AGG PRIME Clr 4/12/4	AGG Insulglass LowE Prime - 4mm LowE Prime / 12mm argon / 4mm Clear	3.4	0.51	0.61	0.14
● CAP-142-026	AGG PRIME Clr 5/12/5	AGG Insulglass LowE Prime - 5mm LowE Prime / 12mm argon / 5mm Clear	3.4	0.51	0.60	0.14
● CAP-142-027	AGG PRIME Clr 6/12/6	AGG Insulglass LowE Prime - 6mm LowE Prime / 12mm argon / 6mm Clear	3.4	0.50	0.60	0.14
● CAP-142-028	AGG PRIME Clr 8/12/8	AGG Insulglass LowE Prime - 8mm LowE Prime / 12mm argon / 8mm Clear	3.4	0.48	0.59	0.14
● CAP-142-029	AGG PRIME Gy 4/12/4	AGG Insulglass LowE Prime - 4mm Grey / 12mm argon / 4mm LowE Prime	3.4	0.45	0.38	0.14
● CAP-142-030	AGG PRIME Gy 6/12/6	AGG Insulglass LowE Prime - 6mm Grey / 12mm argon / 6mm LowE Prime	3.4	0.37	0.30	0.14
● CAP-142-031	AGG PRIME Clr lam 4/12/6.38	AGG Insulglass LowE Prime - 4mm LowE Prime / 12mm argon / 6.38mm Clear Laminate	3.4	0.51	0.60	0.14
● CAP-142-032	AGG PRIME Clr lam 6/12/6.38	AGG Insulglass LowE Prime - 6mm LowE Prime / 12mm argon / 6.38mm Clear Laminate	3.4	0.49	0.60	0.14
● CAP-142-033	AGG PRIME WTrans lam 4/12/6.38	AGG Insulglass LowE Prime - 4mm LowE Prime / 12mm argon / 6.38mm WhiteTrans Laminate	3.4	0.49	0.46	0.14
● CAP-142-034	AGG PRIME WTrans lam 6/12/6.38	AGG Insulglass LowE Prime - 6mm LowE Prime / 12mm argon / 6.38mm WhiteTrans Laminate	3.4	0.48	0.46	0.14
● CAP-142-035	AGG PLUS Clr 4/12/4	AGG Insulglass LowE Plus - 4mm Clear / 12mm argon / 4mm LowE Plus	3.2	0.56	0.71	0.14
● CAP-142-036	AGG PLUS Clr 5/12/5	AGG Insulglass LowE Plus - 5mm Clear / 12mm argon / 5mm LowE Plus	3.2	0.55	0.71	0.14
● CAP-142-037	AGG PLUS Clr 6/12/6	AGG Insulglass LowE Plus - 6mm Clear / 12mm argon / 6mm LowE Plus	3.2	0.54	0.70	0.14
● CAP-142-038	AGG PLUS Clr 8/12/8	AGG Insulglass LowE Plus - 8mm Clear / 12mm argon / 8mm LowE Plus	3.2	0.52	0.69	0.14
● CAP-142-039	AGG PLUS Gy 4/12/4	AGG Insulglass LowE Plus - 4mm Grey / 12mm argon / 4mm LowE Plus	3.2	0.40	0.44	0.14
● CAP-142-040	AGG PLUS Gy 6/12/6	AGG Insulglass LowE Plus - 6mm Grey / 12mm argon / 6mm LowE Plus	3.2	0.33	0.35	0.14
● CAP-142-041	AGG PLUS Clr lam 6.38/12/4	AGG Insulglass LowE Plus - 6.38mm Clear Laminate / 12mm argon / 4mm LowE Plus	3.2	0.53	0.71	0.14
● CAP-142-042	AGG PLUS Clr lam 6.38/12/6	AGG Insulglass LowE Plus - 6.38mm Clear Laminate / 12mm argon / 6mm LowE Plus	3.2	0.52	0.70	0.14
● CAP-142-043	AGG PLUS WTrans lam 6.38/12/4	AGG Insulglass LowE Plus - 6.38mm WhiteTrans Laminate / 12mm argon / 4mm LowE Plus	3.2	0.43	0.54	0.14
● CAP-142-044	AGG PLUS WTrans lam 6.38/12/6	AGG Insulglass LowE Plus - 6.38mm White Trans Laminate / 12mm argon / 6mm LowE Plus	3.2	0.42	0.53	0.14
● CAP-142-045	AGG MAX Clr 6/12/6	AGG Insulglass LowE Max - 6mm LowE Max / 12mm argon / 6mm Clear	3.2	0.26	0.57	0.14
● CAP-142-046	AGG MAX LI 6/12/6	AGG Insulglass LowE Max - 6mm LowE Max / 12mm argon / 6mm Low Iron	3.2	0.27	0.58	0.14
● CAP-142-047	AGG MAX Gy 6/12/6	AGG Insulglass LowE Max - 6mm Grey / 12mm argon / 6mm LowE Max	3.2	0.23	0.28	0.14
● CAP-142-048	AGG MAX Clr lam 6/12/6.38	AGG Insulglass LowE Max - 6mm LowE Max / 12mm argon / 6.38mm Clear Laminate	3.2	0.26	0.57	0.14
● CAP-142-049	AGG MAX WTrans lam 6/12/6.38	AGG Insulglass LowE Max - 6mm LowE Max / 12mm argon / 6.38mm WhiteTrans Laminate	3.2	0.26	0.44	0.14

CAPRAL 440TB FUTURELINE

WERS Window ID	Glazing - Short Name	Glazing - Full Description	Total Window Performance			
			U-Value (Uw)	SHGCw	VLT (Tvw)	AI
CAP-113	440TB Futureline - Double Glazed					
● CAP-113-050	AGG PRIME Clr 4/12/4	AGG Insulglass LowE Prime - 4mm LowE Prime / 12mm argon / 4mm Clear	2.0	0.50	0.61	0.05
● CAP-113-051	AGG PRIME Clr 5/12/5	AGG Insulglass LowE Prime - 5mm LowE Prime / 12mm argon / 5mm Clear	2.0	0.49	0.60	0.05
● CAP-113-052	AGG PRIME Clr 6/12/6	AGG Insulglass LowE Prime - 6mm LowE Prime / 12mm argon / 6mm Clear	2.0	0.48	0.60	0.05
● CAP-113-053	AGG PRIME Clr 8/12/8	AGG Insulglass LowE Prime - 8mm LowE Prime / 12mm argon / 8mm Clear	2.0	0.47	0.59	0.05
● CAP-113-054	AGG PRIME Gy 4/12/4	AGG Insulglass LowE Prime - 4mm Grey / 12mm argon / 4mm LowE Prime	2.0	0.43	0.38	0.05
● CAP-113-055	AGG PRIME Gy 6/12/6	AGG Insulglass LowE Prime - 6mm Grey / 12mm argon / 6mm LowE Prime	2.0	0.36	0.30	0.05
● CAP-113-056	AGG PRIME Clr lam 4/12/6.38	AGG Insulglass LowE Prime - 4mm LowE Prime / 12mm argon / 6.38mm Clear Laminate	2.0	0.49	0.61	0.05
● CAP-113-057	AGG PRIME Clr lam 6/12/6.38	AGG Insulglass LowE Prime - 6mm LowE Prime / 12mm argon / 6.38mm Clear Laminate	2.0	0.48	0.60	0.05
● CAP-113-058	AGG PRIME WTrans lam 4/12/6.38	AGG Insulglass LowE Prime - 4mm LowE Prime / 12mm argon / 6.38mm WhiteTrans Laminate	2.0	0.47	0.46	0.05
● CAP-113-059	AGG PRIME WTrans lam 6/12/6.38	AGG Insulglass LowE Prime - 6mm LowE Prime / 12mm argon / 6.38mm WhiteTrans Laminate	2.0	0.46	0.46	0.05
● CAP-113-060	AGG PLUS Clr 4/12/4	AGG Insulglass LowE Plus - 4mm Clear / 12mm argon / 4mm LowE Plus	1.8	0.54	0.71	0.05
● CAP-113-061	AGG PLUS Clr 5/12/5	AGG Insulglass LowE Plus - 5mm Clear / 12mm argon / 5mm LowE Plus	1.8	0.53	0.71	0.05
● CAP-113-062	AGG PLUS Clr 6/12/6	AGG Insulglass LowE Plus - 6mm Clear / 12mm argon / 6mm LowE Plus	1.8	0.52	0.70	0.05
● CAP-113-063	AGG PLUS Clr 8/12/8	AGG Insulglass LowE Plus - 8mm Clear / 12mm argon / 8mm LowE Plus	1.8	0.51	0.69	0.05
● CAP-113-064	AGG PLUS Gy 4/12/4	AGG Insulglass LowE Plus - 4mm Grey / 12mm argon / 4mm LowE Plus	1.8	0.38	0.45	0.05
● CAP-113-065	AGG PLUS Gy 6/12/6	AGG Insulglass LowE Plus - 6mm Grey / 12mm argon / 6mm LowE Plus	1.8	0.32	0.35	0.05
● CAP-113-066	AGG PLUS Clr lam 6.38/12/4	AGG Insulglass LowE Plus - 6.38mm Clear Laminate / 12mm argon / 4mm LowE Plus	1.7	0.51	0.71	0.05
● CAP-113-067	AGG PLUS Clr lam 6.38/12/6	AGG Insulglass LowE Plus - 6.38mm Clear Laminate / 12mm argon / 6mm LowE Plus	1.8	0.51	0.70	0.05
● CAP-113-068	AGG PLUS WTrans lam 6.38/12/4	AGG Insulglass LowE Plus - 6.38mm WhiteTrans Laminate / 12mm argon / 4mm LowE Plus	1.7	0.41	0.54	0.05
● CAP-113-069	AGG PLUS WTrans lam 6.38/12/6	AGG Insulglass LowE Plus - 6.38mm White Trans Laminate / 12mm argon / 6mm LowE Plus	1.8	0.41	0.53	0.05
● CAP-113-070	AGG MAX Clr 6/12/6	AGG Insulglass LowE Max - 6mm LowE Max / 12mm argon / 6mm Clear	1.7	0.25	0.57	0.05
● CAP-113-071	AGG MAX LI 6/12/6	AGG Insulglass LowE Max - 6mm LowE Max / 12mm argon / 6mm Low Iron	1.7	0.25	0.59	0.05
● CAP-113-072	AGG MAX Gy 6/12/6	AGG Insulglass LowE Max - 6mm Grey / 12mm argon / 6mm LowE Max	1.7	0.21	0.28	0.05
● CAP-113-073	AGG MAX Clr lam 6/12/6.38	AGG Insulglass LowE Max - 6mm LowE Max / 12mm argon / 6.38mm Clear Laminate	1.7	0.25	0.57	0.05
● CAP-113-074	AGG MAX WTrans lam 6/12/6.38	AGG Insulglass LowE Max - 6mm LowE Max / 12mm argon / 6.38mm WhiteTrans Laminate	1.7	0.24	0.44	0.05

CAPRAL 419TB FUTURELINE - 100mm

WERS Window ID	Glazing - Short Name	Glazing - Full Description	Total Window Performance			
			U-Value (Uw)	SHGCw	VLT (Tvw)	AI
CAP-158	419TB Futureline - 100mm - Double Glazed					
● CAP-158-014	AGG PRIME Clr 4/12/4	AGG Insulglass LowE Prime - 4mm LowE Prime / 12mm argon / 4mm Clear	2.1	0.48	0.59	0.33
● CAP-158-015	AGG PRIME Clr 5/12/5	AGG Insulglass LowE Prime - 5mm LowE Prime / 12mm argon / 5mm Clear	2.1	0.48	0.58	0.33
● CAP-158-016	AGG PRIME Clr 6/12/6	AGG Insulglass LowE Prime - 6mm LowE Prime / 12mm argon / 6mm Clear	2.1	0.47	0.58	0.33
● CAP-158-017	AGG PRIME Clr 8/12/8	AGG Insulglass LowE Prime - 8mm LowE Prime / 12mm argon / 8mm Clear	2.1	0.45	0.57	0.33
● CAP-158-018	AGG PRIME Gy 4/12/4	AGG Insulglass LowE Prime - 4mm Grey / 12mm argon / 4mm LowE Prime	2.1	0.42	0.37	0.33
● CAP-158-019	AGG PRIME Gy 6/12/6	AGG Insulglass LowE Prime - 6mm Grey / 12mm argon / 6mm LowE Prime	2.1	0.35	0.29	0.33
● CAP-158-020	AGG PRIME Clr lam 4/12/6.38	AGG Insulglass LowE Prime - 4mm LowE Prime / 12mm argon / 6.38mm Clear Laminate	2.1	0.48	0.59	0.33
● CAP-158-021	AGG PRIME Clr lam 6/12/6.38	AGG Insulglass LowE Prime - 6mm LowE Prime / 12mm argon / 6.38mm Clear Laminate	2.1	0.46	0.58	0.33
● CAP-158-022	AGG PRIME WTrans lam 4/12/6.38	AGG Insulglass LowE Prime - 4mm LowE Prime / 12mm argon / 6.38mm WhiteTrans Laminate	2.1	0.46	0.45	0.33
● CAP-158-023	AGG PRIME WTrans lam 6/12/6.38	AGG Insulglass LowE Prime - 6mm LowE Prime / 12mm argon / 6.38mm WhiteTrans Laminate	2.1	0.45	0.44	0.33
● CAP-158-024	AGG PLUS Clr 4/12/4	AGG Insulglass LowE Plus - 4mm Clear / 12mm argon / 4mm LowE Plus	1.9	0.52	0.69	0.33
● CAP-158-025	AGG PLUS Clr 5/12/5	AGG Insulglass LowE Plus - 5mm Clear / 12mm argon / 5mm LowE Plus	1.9	0.52	0.68	0.33
● CAP-158-026	AGG PLUS Clr 6/12/6	AGG Insulglass LowE Plus - 6mm Clear / 12mm argon / 6mm LowE Plus	1.9	0.51	0.68	0.33
● CAP-158-027	AGG PLUS Clr 8/12/8	AGG Insulglass LowE Plus - 8mm Clear / 12mm argon / 8mm LowE Plus	1.9	0.49	0.67	0.33
● CAP-158-028	AGG PLUS Gy 4/12/4	AGG Insulglass LowE Plus - 4mm Grey / 12mm argon / 4mm LowE Plus	1.9	0.37	0.43	0.33
● CAP-158-029	AGG PLUS Gy 6/12/6	AGG Insulglass LowE Plus - 6mm Grey / 12mm argon / 6mm LowE Plus	1.9	0.31	0.34	0.33
● CAP-158-030	AGG PLUS Clr lam 6.38/12/4	AGG Insulglass LowE Plus - 6.38mm Clear Laminate / 12mm argon / 4mm LowE Plus	1.9	0.50	0.69	0.33
● CAP-158-031	AGG PLUS Clr lam 6.38/12/6	AGG Insulglass LowE Plus - 6.38mm Clear Laminate / 12mm argon / 6mm LowE Plus	1.9	0.49	0.68	0.33
● CAP-158-032	AGG PLUS WTrans lam 6.38/12/4	AGG Insulglass LowE Plus - 6.38mm WhiteTrans Laminate / 12mm argon / 4mm LowE Plus	1.9	0.40	0.52	0.33
● CAP-158-033	AGG PLUS WTrans lam 6.38/12/6	AGG Insulglass LowE Plus - 6.38mm White Trans Laminate / 12mm argon / 6mm LowE Plus	1.9	0.40	0.52	0.33
● CAP-158-034	AGG MAX Clr 6/12/6	AGG Insulglass LowE Max - 6mm LowE Max / 12mm argon / 6mm Clear	1.8	0.24	0.55	0.33
● CAP-158-035	AGG MAX LI 6/12/6	AGG Insulglass LowE Max - 6mm LowE Max / 12mm argon / 6mm Low Iron	1.8	0.24	0.57	0.33
● CAP-158-036	AGG MAX Gy 6/12/6	AGG Insulglass LowE Max - 6mm Grey / 12mm argon / 6mm LowE Max	1.8	0.20	0.27	0.33
● CAP-158-037	AGG MAX Clr lam 6/12/6.38	AGG Insulglass LowE Max - 6mm LowE Max / 12mm argon / 6.38mm Clear Laminate	1.8	0.24	0.55	0.33
● CAP-158-038	AGG MAX WTrans lam 6/12/6.38	AGG Insulglass LowE Max - 6mm LowE Max / 12mm argon / 6.38mm WhiteTrans Laminate	1.8	0.23	0.42	0.33

CAPRAL 419TB FUTURELINE - 150mm

WERS Window ID	Glazing - Short Name	Glazing - Full Description	Total Window Performance			
			U-Value (Uw)	SHGCw	VLT (Tvw)	AI
CAP-141	419TB Futureline - 150mm - Double Glazed					
● CAP-141-023	AGG PRIME Clr 4/12/4	AGG Insulglass LowE Prime - 4mm LowE Prime / 12mm argon / 4mm Clear	2.1	0.48	0.59	0.17
● CAP-141-024	AGG PRIME Clr 5/12/5	AGG Insulglass LowE Prime - 5mm LowE Prime / 12mm argon / 5mm Clear	2.1	0.48	0.58	0.17
● CAP-141-025	AGG PRIME Clr 6/12/6	AGG Insulglass LowE Prime - 6mm LowE Prime / 12mm argon / 6mm Clear	2.2	0.47	0.58	0.17
● CAP-141-026	AGG PRIME Clr 8/12/8	AGG Insulglass LowE Prime - 8mm LowE Prime / 12mm argon / 8mm Clear	2.2	0.45	0.57	0.17
● CAP-141-027	AGG PRIME Gy 4/12/4	AGG Insulglass LowE Prime - 4mm Grey / 12mm argon / 4mm LowE Prime	2.1	0.42	0.37	0.17
● CAP-141-028	AGG PRIME Gy 6/12/6	AGG Insulglass LowE Prime - 6mm Grey / 12mm argon / 6mm LowE Prime	2.2	0.35	0.29	0.17
● CAP-141-029	AGG PRIME Clr lam 4/12/6.38	AGG Insulglass LowE Prime - 4mm LowE Prime / 12mm argon / 6.38mm Clear Laminate	2.1	0.48	0.59	0.17
● CAP-141-030	AGG PRIME Clr lam 6/12/6.38	AGG Insulglass LowE Prime - 6mm LowE Prime / 12mm argon / 6.38mm Clear Laminate	2.1	0.47	0.58	0.17
● CAP-141-031	AGG PRIME WTrans lam 4/12/6.38	AGG Insulglass LowE Prime - 4mm LowE Prime / 12mm argon / 6.38mm WhiteTrans Laminate	2.1	0.46	0.45	0.17
● CAP-141-032	AGG PRIME WTrans lam 6/12/6.38	AGG Insulglass LowE Prime - 6mm LowE Prime / 12mm argon / 6.38mm WhiteTrans Laminate	2.1	0.45	0.44	0.17
● CAP-141-033	AGG PLUS Clr 4/12/4	AGG Insulglass LowE Plus - 4mm Clear / 12mm argon / 4mm LowE Plus	1.9	0.52	0.69	0.17
● CAP-141-034	AGG PLUS Clr 5/12/5	AGG Insulglass LowE Plus - 5mm Clear / 12mm argon / 5mm LowE Plus	1.9	0.52	0.68	0.17
● CAP-141-035	AGG PLUS Clr 6/12/6	AGG Insulglass LowE Plus - 6mm Clear / 12mm argon / 6mm LowE Plus	1.9	0.51	0.68	0.17
● CAP-141-036	AGG PLUS Clr 8/12/8	AGG Insulglass LowE Plus - 8mm Clear / 12mm argon / 8mm LowE Plus	2.0	0.49	0.67	0.17
● CAP-141-037	AGG PLUS Gy 4/12/4	AGG Insulglass LowE Plus - 4mm Grey / 12mm argon / 4mm LowE Plus	1.9	0.37	0.43	0.17
● CAP-141-038	AGG PLUS Gy 6/12/6	AGG Insulglass LowE Plus - 6mm Grey / 12mm argon / 6mm LowE Plus	1.9	0.31	0.34	0.17
● CAP-141-039	AGG PLUS Clr lam 6.38/12/4	AGG Insulglass LowE Plus - 6.38mm Clear Laminate / 12mm argon / 4mm LowE Plus	1.9	0.50	0.69	0.17
● CAP-141-040	AGG PLUS Clr lam 6.38/12/6	AGG Insulglass LowE Plus - 6.38mm Clear Laminate / 12mm argon / 6mm LowE Plus	1.9	0.49	0.68	0.17
● CAP-141-041	AGG PLUS WTrans lam 6.38/12/4	AGG Insulglass LowE Plus - 6.38mm WhiteTrans Laminate / 12mm argon / 4mm LowE Plus	1.9	0.40	0.52	0.17
● CAP-141-042	AGG PLUS WTrans lam 6.38/12/6	AGG Insulglass LowE Plus - 6.38mm White Trans Laminate / 12mm argon / 6mm LowE Plus	1.9	0.40	0.52	0.17
● CAP-141-043	AGG MAX Clr 6/12/6	AGG Insulglass LowE Max - 6mm LowE Max / 12mm argon / 6mm Clear	1.9	0.24	0.55	0.17
● CAP-141-044	AGG MAX LI 6/12/6	AGG Insulglass LowE Max - 6mm LowE Max / 12mm argon / 6mm Low Iron	1.9	0.24	0.57	0.17
● CAP-141-045	AGG MAX Gy 6/12/6	AGG Insulglass LowE Max - 6mm Grey / 12mm argon / 6mm LowE Max	1.9	0.20	0.27	0.17
● CAP-141-046	AGG MAX Clr lam 6/12/6.38	AGG Insulglass LowE Max - 6mm LowE Max / 12mm argon / 6.38mm Clear Laminate	1.9	0.24	0.55	0.17
● CAP-141-047	AGG MAX WTrans lam 6/12/6.38	AGG Insulglass LowE Max - 6mm LowE Max / 12mm argon / 6.38mm WhiteTrans Laminate	1.9	0.23	0.42	0.17

CAPRAL CW116

WERS Window ID	Glazing - Short Name	Glazing - Full Description	Total Window Performance			
			U-Value (Uw)	SHGCw	VLT (Tvw)	AI
CAP-159	CW116 - Double Glazed					
● CAP-159-018	AGG PRIME Clr 4/12/4	AGG Insulglass LowE Prime - 4mm LowE Prime / 12mm argon / 4mm Clear	2.9	0.50	0.60	0.30
● CAP-159-019	AGG PRIME Clr 5/12/5	AGG Insulglass LowE Prime - 5mm LowE Prime / 12mm argon / 5mm Clear	2.9	0.49	0.59	0.30
● CAP-159-020	AGG PRIME Clr 6/12/6	AGG Insulglass LowE Prime - 6mm LowE Prime / 12mm argon / 6mm Clear	2.9	0.49	0.59	0.30
● CAP-159-021	AGG PRIME Clr 8/12/8	AGG Insulglass LowE Prime - 8mm LowE Prime / 12mm argon / 8mm Clear	2.9	0.47	0.58	0.30
● CAP-159-022	AGG PRIME Gy 4/12/4	AGG Insulglass LowE Prime - 4mm Grey / 12mm argon / 4mm LowE Prime	2.9	0.44	0.37	0.30
● CAP-159-023	AGG PRIME Gy 6/12/6	AGG Insulglass LowE Prime - 6mm Grey / 12mm argon / 6mm LowE Prime	2.9	0.36	0.29	0.30
● CAP-159-024	AGG PRIME Clr lam 4/12/6.38	AGG Insulglass LowE Prime - 4mm LowE Prime / 12mm argon / 6.38mm Clear Laminate	2.9	0.50	0.60	0.30
● CAP-159-025	AGG PRIME Clr lam 6/12/6.38	AGG Insulglass LowE Prime - 6mm LowE Prime / 12mm argon / 6.38mm Clear Laminate	2.9	0.48	0.59	0.30
● CAP-159-026	AGG PRIME WTrans lam 4/12/6.38	AGG Insulglass LowE Prime - 4mm LowE Prime / 12mm argon / 6.38mm WhiteTrans Laminate	2.9	0.48	0.45	0.30
● CAP-159-027	AGG PRIME WTrans lam 6/12/6.38	AGG Insulglass LowE Prime - 6mm LowE Prime / 12mm argon / 6.38mm WhiteTrans Laminate	2.9	0.47	0.45	0.30
● CAP-159-028	AGG PLUS Clr 4/12/4	AGG Insulglass LowE Plus - 4mm Clear / 12mm argon / 4mm LowE Plus	2.7	0.54	0.70	0.30
● CAP-159-029	AGG PLUS Clr 5/12/5	AGG Insulglass LowE Plus - 5mm Clear / 12mm argon / 5mm LowE Plus	2.7	0.53	0.69	0.30
● CAP-159-030	AGG PLUS Clr 6/12/6	AGG Insulglass LowE Plus - 6mm Clear / 12mm argon / 6mm LowE Plus	2.7	0.53	0.69	0.30
● CAP-159-031	AGG PLUS Clr 8/12/8	AGG Insulglass LowE Plus - 8mm Clear / 12mm argon / 8mm LowE Plus	2.7	0.51	0.68	0.30
● CAP-159-032	AGG PLUS Gy 4/12/4	AGG Insulglass LowE Plus - 4mm Grey / 12mm argon / 4mm LowE Plus	2.7	0.39	0.44	0.30
● CAP-159-033	AGG PLUS Gy 6/12/6	AGG Insulglass LowE Plus - 6mm Grey / 12mm argon / 6mm LowE Plus	2.7	0.33	0.34	0.30
● CAP-159-034	AGG PLUS Clr lam 6.38/12/4	AGG Insulglass LowE Plus - 6.38mm Clear Laminate / 12mm argon / 4mm LowE Plus	2.7	0.51	0.70	0.30
● CAP-159-035	AGG PLUS Clr lam 6.38/12/6	AGG Insulglass LowE Plus - 6.38mm Clear Laminate / 12mm argon / 6mm LowE Plus	2.7	0.51	0.69	0.30
● CAP-159-036	AGG PLUS WTrans lam 6.38/12/4	AGG Insulglass LowE Plus - 6.38mm WhiteTrans Laminate / 12mm argon / 4mm LowE Plus	2.7	0.41	0.53	0.30
● CAP-159-037	AGG PLUS WTrans lam 6.38/12/6	AGG Insulglass LowE Plus - 6.38mm White Trans Laminate / 12mm argon / 6mm LowE Plus	2.7	0.41	0.53	0.30
● CAP-159-038	AGG MAX Clr 6/12/6	AGG Insulglass LowE Max - 6mm LowE Max / 12mm argon / 6mm Clear	2.7	0.25	0.56	0.30
● CAP-159-039	AGG MAX LI 6/12/6	AGG Insulglass LowE Max - 6mm LowE Max / 12mm argon / 6mm Low Iron	2.7	0.26	0.58	0.30
● CAP-159-040	AGG MAX Gy 6/12/6	AGG Insulglass LowE Max - 6mm Grey / 12mm argon / 6mm LowE Max	2.7	0.22	0.28	0.30
● CAP-159-041	AGG MAX Clr lam 6/12/6.38	AGG Insulglass LowE Max - 6mm LowE Max / 12mm argon / 6.38mm Clear Laminate	2.7	0.25	0.56	0.30
● CAP-159-042	AGG MAX WTrans lam 6/12/6.38	AGG Insulglass LowE Max - 6mm LowE Max / 12mm argon / 6.38mm WhiteTrans Laminate	2.7	0.25	0.43	0.30

CAPRAL CW150

WERS Window ID	Glazing - Short Name	Glazing - Full Description	Total Window Performance			
			U-Value (Uw)	SHGCw	VLT (Tvw)	AI
CAP-140	CW150 - Double Glazed					
● CAP-140-012	AGG PRIME Clr 4/12/4	AGG Insulglass LowE Prime - 4mm LowE Prime / 12mm argon / 4mm Clear	3.3	0.51	0.61	0.33
● CAP-140-013	AGG PRIME Clr 5/12/5	AGG Insulglass LowE Prime - 5mm LowE Prime / 12mm argon / 5mm Clear	3.3	0.50	0.60	0.33
● CAP-140-014	AGG PRIME Clr 6/12/6	AGG Insulglass LowE Prime - 6mm LowE Prime / 12mm argon / 6mm Clear	3.2	0.49	0.60	0.33
● CAP-140-015	AGG PRIME Clr 8/12/8	AGG Insulglass LowE Prime - 8mm LowE Prime / 12mm argon / 8mm Clear	3.2	0.48	0.59	0.33
● CAP-140-016	AGG PRIME Gy 4/12/4	AGG Insulglass LowE Prime - 4mm Grey / 12mm argon / 4mm LowE Prime	3.3	0.44	0.38	0.33
● CAP-140-017	AGG PRIME Gy 6/12/6	AGG Insulglass LowE Prime - 6mm Grey / 12mm argon / 6mm LowE Prime	3.2	0.37	0.30	0.33
● CAP-140-018	AGG PRIME Clr lam 4/12/6.38	AGG Insulglass LowE Prime - 4mm LowE Prime / 12mm argon / 6.38mm Clear Laminate	3.2	0.51	0.60	0.33
● CAP-140-019	AGG PRIME Clr lam 6/12/6.38	AGG Insulglass LowE Prime - 6mm LowE Prime / 12mm argon / 6.38mm Clear Laminate	3.2	0.49	0.60	0.33
● CAP-140-020	AGG PRIME WTrans lam 4/12/6.38	AGG Insulglass LowE Prime - 4mm LowE Prime / 12mm argon / 6.38mm WhiteTrans Laminate	3.2	0.49	0.46	0.33
● CAP-140-021	AGG PRIME WTrans lam 6/12/6.38	AGG Insulglass LowE Prime - 6mm LowE Prime / 12mm argon / 6.38mm WhiteTrans Laminate	3.2	0.47	0.46	0.33
● CAP-140-022	AGG PLUS Clr 4/12/4	AGG Insulglass LowE Plus - 4mm Clear / 12mm argon / 4mm LowE Plus	3.1	0.55	0.71	0.33
● CAP-140-023	AGG PLUS Clr 5/12/5	AGG Insulglass LowE Plus - 5mm Clear / 12mm argon / 5mm LowE Plus	3.0	0.54	0.70	0.33
● CAP-140-024	AGG PLUS Clr 6/12/6	AGG Insulglass LowE Plus - 6mm Clear / 12mm argon / 6mm LowE Plus	3.0	0.54	0.70	0.33
● CAP-140-025	AGG PLUS Clr 8/12/8	AGG Insulglass LowE Plus - 8mm Clear / 12mm argon / 8mm LowE Plus	3.0	0.52	0.69	0.33
● CAP-140-026	AGG PLUS Gy 4/12/4	AGG Insulglass LowE Plus - 4mm Grey / 12mm argon / 4mm LowE Plus	3.1	0.40	0.44	0.33
● CAP-140-027	AGG PLUS Gy 6/12/6	AGG Insulglass LowE Plus - 6mm Grey / 12mm argon / 6mm LowE Plus	3.0	0.33	0.35	0.33
● CAP-140-028	AGG PLUS Clr lam 6.38/12/4	AGG Insulglass LowE Plus - 6.38mm Clear Laminate / 12mm argon / 4mm LowE Plus	3.0	0.52	0.71	0.33
● CAP-140-029	AGG PLUS Clr lam 6.38/12/6	AGG Insulglass LowE Plus - 6.38mm Clear Laminate / 12mm argon / 6mm LowE Plus	3.0	0.52	0.70	0.33
● CAP-140-030	AGG PLUS WTrans lam 6.38/12/4	AGG Insulglass LowE Plus - 6.38mm WhiteTrans Laminate / 12mm argon / 4mm LowE Plus	3.0	0.42	0.54	0.33
● CAP-140-031	AGG PLUS WTrans lam 6.38/12/6	AGG Insulglass LowE Plus - 6.38mm White Trans Laminate / 12mm argon / 6mm LowE Plus	3.0	0.42	0.53	0.33
● CAP-140-032	AGG MAX Clr 6/12/6	AGG Insulglass LowE Max - 6mm LowE Max / 12mm argon / 6mm Clear	3.0	0.26	0.57	0.33
● CAP-140-033	AGG MAX LI 6/12/6	AGG Insulglass LowE Max - 6mm LowE Max / 12mm argon / 6mm Low Iron	3.0	0.26	0.58	0.33
● CAP-140-034	AGG MAX Gy 6/12/6	AGG Insulglass LowE Max - 6mm Grey / 12mm argon / 6mm LowE Max	3.0	0.22	0.28	0.33
● CAP-140-035	AGG MAX Clr lam 6/12/6.38	AGG Insulglass LowE Max - 6mm LowE Max / 12mm argon / 6.38mm Clear Laminate	3.0	0.26	0.57	0.33
● CAP-140-036	AGG MAX WTrans lam 6/12/6.38	AGG Insulglass LowE Max - 6mm LowE Max / 12mm argon / 6.38mm WhiteTrans Laminate	3.0	0.25	0.44	0.33

CAPRAL CW175

WERS Window ID	Glazing - Short Name	Glazing - Full Description	Total Window Performance			
			U-Value (Uw)	SHGCw	VLT (Tvw)	AI
CAP-117	CW175 - Double Glazed					
● CAP-117-019	AGG PRIME Clr 4/12/4	AGG Insulglass LowE Prime - 4mm LowE Prime / 12mm argon / 4mm Clear	3.1	0.50	0.59	0.10
● CAP-117-020	AGG PRIME Clr 5/12/5	AGG Insulglass LowE Prime - 5mm LowE Prime / 12mm argon / 5mm Clear	3.1	0.49	0.59	0.10
● CAP-117-021	AGG PRIME Clr 6/12/6	AGG Insulglass LowE Prime - 6mm LowE Prime / 12mm argon / 6mm Clear	3.1	0.48	0.58	0.10
● CAP-117-022	AGG PRIME Clr 8/12/8	AGG Insulglass LowE Prime - 8mm LowE Prime / 12mm argon / 8mm Clear	3.1	0.47	0.57	0.10
● CAP-117-023	AGG PRIME Gy 4/12/4	AGG Insulglass LowE Prime - 4mm Grey / 12mm argon / 4mm LowE Prime	3.1	0.43	0.37	0.10
● CAP-117-024	AGG PRIME Gy 6/12/6	AGG Insulglass LowE Prime - 6mm Grey / 12mm argon / 6mm LowE Prime	3.1	0.36	0.29	0.10
● CAP-117-025	AGG PRIME Clr lam 4/12/6.38	AGG Insulglass LowE Prime - 4mm LowE Prime / 12mm argon / 6.38mm Clear Laminate	3.0	0.49	0.59	0.10
● CAP-117-026	AGG PRIME Clr lam 6/12/6.38	AGG Insulglass LowE Prime - 6mm LowE Prime / 12mm argon / 6.38mm Clear Laminate	3.1	0.48	0.59	0.10
● CAP-117-027	AGG PRIME WTrans lam 4/12/6.38	AGG Insulglass LowE Prime - 4mm LowE Prime / 12mm argon / 6.38mm WhiteTrans Laminate	3.0	0.47	0.45	0.10
● CAP-117-028	AGG PRIME WTrans lam 6/12/6.38	AGG Insulglass LowE Prime - 6mm LowE Prime / 12mm argon / 6.38mm WhiteTrans Laminate	3.1	0.46	0.45	0.10
● CAP-117-029	AGG PLUS Clr 4/12/4	AGG Insulglass LowE Plus - 4mm Clear / 12mm argon / 4mm LowE Plus	2.8	0.54	0.70	0.10
● CAP-117-030	AGG PLUS Clr 5/12/5	AGG Insulglass LowE Plus - 5mm Clear / 12mm argon / 5mm LowE Plus	2.8	0.53	0.69	0.10
● CAP-117-031	AGG PLUS Clr 6/12/6	AGG Insulglass LowE Plus - 6mm Clear / 12mm argon / 6mm LowE Plus	2.9	0.52	0.68	0.10
● CAP-117-032	AGG PLUS Clr 8/12/8	AGG Insulglass LowE Plus - 8mm Clear / 12mm argon / 8mm LowE Plus	2.9	0.51	0.67	0.10
● CAP-117-033	AGG PLUS Gy 4/12/4	AGG Insulglass LowE Plus - 4mm Grey / 12mm argon / 4mm LowE Plus	2.8	0.39	0.44	0.10
● CAP-117-034	AGG PLUS Gy 6/12/6	AGG Insulglass LowE Plus - 6mm Grey / 12mm argon / 6mm LowE Plus	2.9	0.32	0.34	0.10
● CAP-117-035	AGG PLUS Clr lam 6.38/12/4	AGG Insulglass LowE Plus - 6.38mm Clear Laminate / 12mm argon / 4mm LowE Plus	2.8	0.51	0.69	0.10
● CAP-117-036	AGG PLUS Clr lam 6.38/12/6	AGG Insulglass LowE Plus - 6.38mm Clear Laminate / 12mm argon / 6mm LowE Plus	2.8	0.51	0.69	0.10
● CAP-117-037	AGG PLUS WTrans lam 6.38/12/4	AGG Insulglass LowE Plus - 6.38mm WhiteTrans Laminate / 12mm argon / 4mm LowE Plus	2.8	0.41	0.53	0.10
● CAP-117-038	AGG PLUS WTrans lam 6.38/12/6	AGG Insulglass LowE Plus - 6.38mm White Trans Laminate / 12mm argon / 6mm LowE Plus	2.8	0.41	0.52	0.10
● CAP-117-039	AGG MAX Clr 6/12/6	AGG Insulglass LowE Max - 6mm LowE Max / 12mm argon / 6mm Clear	2.8	0.25	0.56	0.10
● CAP-117-040	AGG MAX LI 6/12/6	AGG Insulglass LowE Max - 6mm LowE Max / 12mm argon / 6mm Low Iron	2.8	0.26	0.57	0.10
● CAP-117-041	AGG MAX Gy 6/12/6	AGG Insulglass LowE Max - 6mm Grey / 12mm argon / 6mm LowE Max	2.8	0.22	0.28	0.10
● CAP-117-042	AGG MAX Clr lam 6/12/6.38	AGG Insulglass LowE Max - 6mm LowE Max / 12mm argon / 6.38mm Clear Laminate	2.8	0.25	0.56	0.10
● CAP-117-043	AGG MAX WTrans lam 6/12/6.38	AGG Insulglass LowE Max - 6mm LowE Max / 12mm argon / 6.38mm WhiteTrans Laminate	2.8	0.25	0.43	0.10



agg.com.au | info@agg.com.au | 1300 768 024

AGG NSW

140 Gilba Rd
Girraween, NSW
P: (02) 9896 0566
F: (02) 9896 0190

AGG VIC

81-83 Rushdale St
Knoxfield, VIC
P: (03) 9730 7400
F: (03) 9730 7488

AGG TAS

39 South Arm Rd
Rokeby, TAS
P: (03) 6247 1625
F: (03) 6247 6843